

Activity

Sacred Heart Convent International School
Sarabha Nagar, Ludhiana

SUMMER HOLIDAYS

HOMework

Name: _____



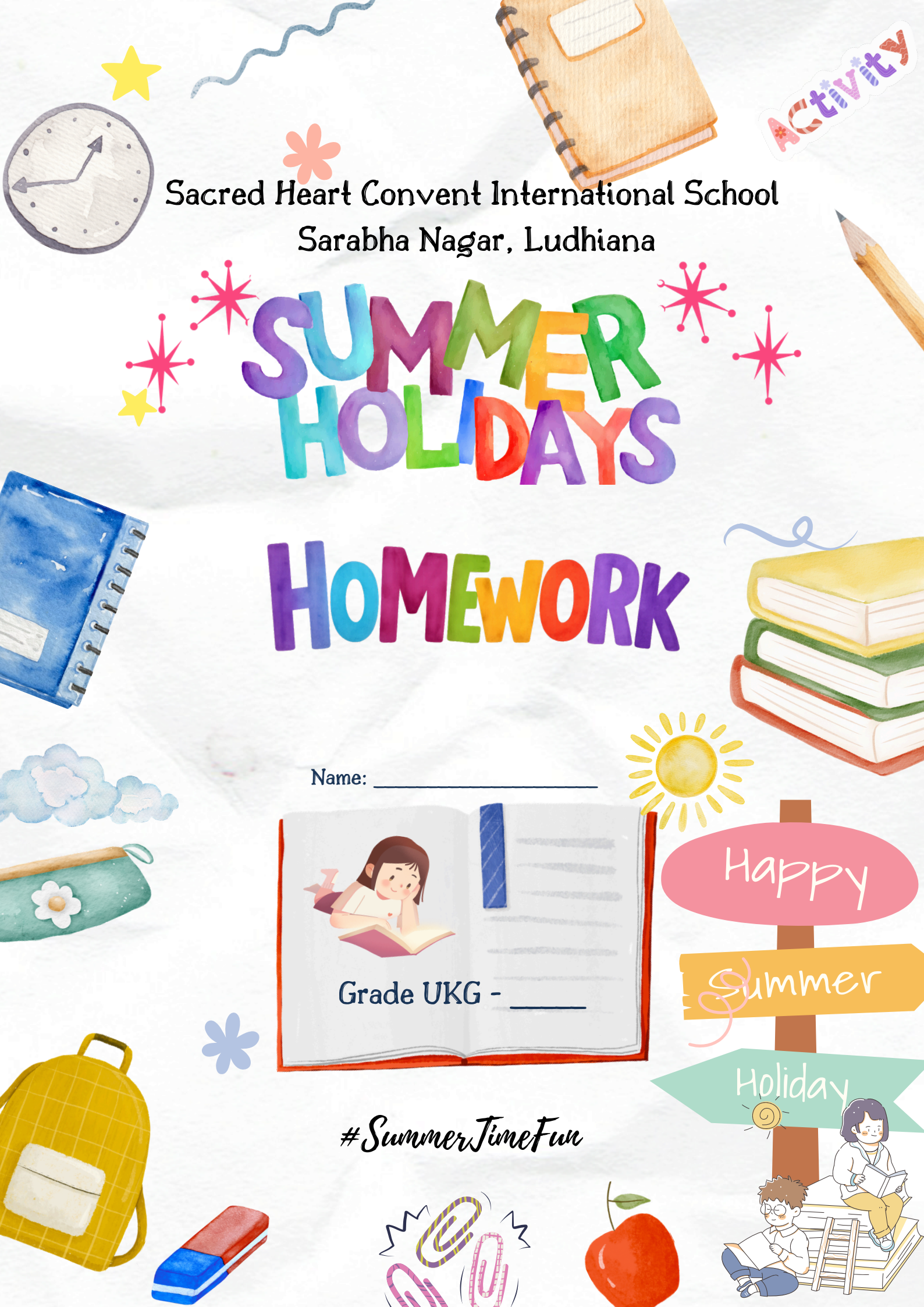
Grade UKG - _____

Happy

Summer

Holiday

#SummerTimeFun







MESSAGE

Dear Students,

Congratulations! Another amazing term is complete, and now it's officially time for sunshine, snacks, naps, adventures, and all the summer fun! You've worked incredibly hard, learned so much, and made us super proud. Now it's your turn to relax, recharge, and enjoy your well-deserved break.

But wait... before you disappear into vacation mode completely, we've packed a little *Holiday Homework* for you! Don't worry – it's not here to spoil the fun. It's full of creative, interesting, and meaningful activities to keep your brilliant minds buzzing while you enjoy the holidays.

 Summer Survival Tips:

-  Read something fun – storybooks, comics, magazines, or anything that sparks your imagination!
-  Stay curious – ask questions, try new things, and explore the world around you.
-  Play, laugh, and rest – summer is also about making happy memories with family and friends.
-  Be a smart planner – finish your work little by little so there's no last-minute panic monster!

Most importantly, enjoy every moment, stay safe, drink lots of water, and come back with exciting stories, happy smiles, and lots of energy!

Happy Holidays & Have a Fantastic Summer! 🌴🌟

#SummerTimeFun

HOMEWORK

Discover, Play, Grow



Keep rising and shining!! Complete pages 5,6,7,8,9 in Beginning activities book.



Let's rise and flourish!

Complete pages 64-69 as per the instructions given in the book "NUMBERS"



Choose any one National Symbol of India 🌿 (National Animal, National Bird, National Flower, National Flag, etc.)

Paste its picture neatly on a, one-fourth A4 size sheet (15 cm × 10 cm). Label the national symbol clearly and learn 3-4 lines about it during the holidays.



Healthy Plate Activity 🌸

Choose any one healthy dish that you like to eat. Think about the healthy ingredients used to make that dish. 🌸

Cut and paste the pictures of those healthy food items in the given plate template.

Example: If you choose Vegetable Sandwich or salad, you can create the same on the plate and paste pictures of bread, tomato, cucumber, cheese, lettuce, etc.




My Family Tree 🌸

Paste the pictures of your family members in the given family tree template. Write their names and relation below each picture (Example: Grandmother, Father, Sister, etc). 🌸

Talk to your family members and learn how they help and care for you..

HOMEWORK

My Healthy Plate



#SummerTimeFun



HOMEWORK

My FAMILY TREE



#SummerTimeFun

VERB

JUNCTION

VERB

HOMWORK


ENGLISH

BUILD YOUR SENTENCES

ENGLISH



Blank lines for writing a sentence.



Blank lines for writing a sentence.

ENGLISH

ADJECTIVE

PRO

HOMWORK

ENGLISH

Read to Shine



SAM'S HAPPY DAY

Sam is a little boy and he has a pet dog. His dog is big and happy. Sam and his dog sit on a log in the park. The sun is hot but they like to play. Sam sees a pig, it is in the mud. The pig is not sad and it likes the mud. A man has a fan and he sits near Sam. He was hot, but now he is fine. Sam sees a rat and a bat near the tree. His dog runs fast to play with them.

A girl has a red cap, she is Sara. They all sit and have fun. The day was long, but it was very happy. In the end, his dog sits with him. Sam goes home, and he feels glad.

HOMEWORK

ENGLISH

Rhyming Words Fun

Choose, cut & paste the correct rhyming word on the cupcake



HOMEWORK







ENGLISH

Rhyming Words Fun



HOMWORK

ROLL AND READ SIGHT WORDS

	is	has	his	was	happy
	put	am	a	an	and
	we	see	me	be	the
	go	so	do	to	like
	by	my	she	play	yes
	for	from	you	park	of

HOMWORK

LET'S ORDER NUMBERS

Ascending Order

Write the numbers in order from smallest to greatest



--	--	--	--



--	--	--	--



--	--	--	--



--	--	--	--



--	--	--	--

HOMWORK

Let's Order Numbers

Descending Order



Write the numbers in order from greatest to smallest



--	--	--	--



--	--	--	--



--	--	--	--



--	--	--	--



--	--	--	--

HOMEWORK

Count and Write

