

Activity

Sacred Heart Convent International School
Sarabha Nagar, Ludhiana

SUMMER HOLIDAYS

HOMework

Name: _____

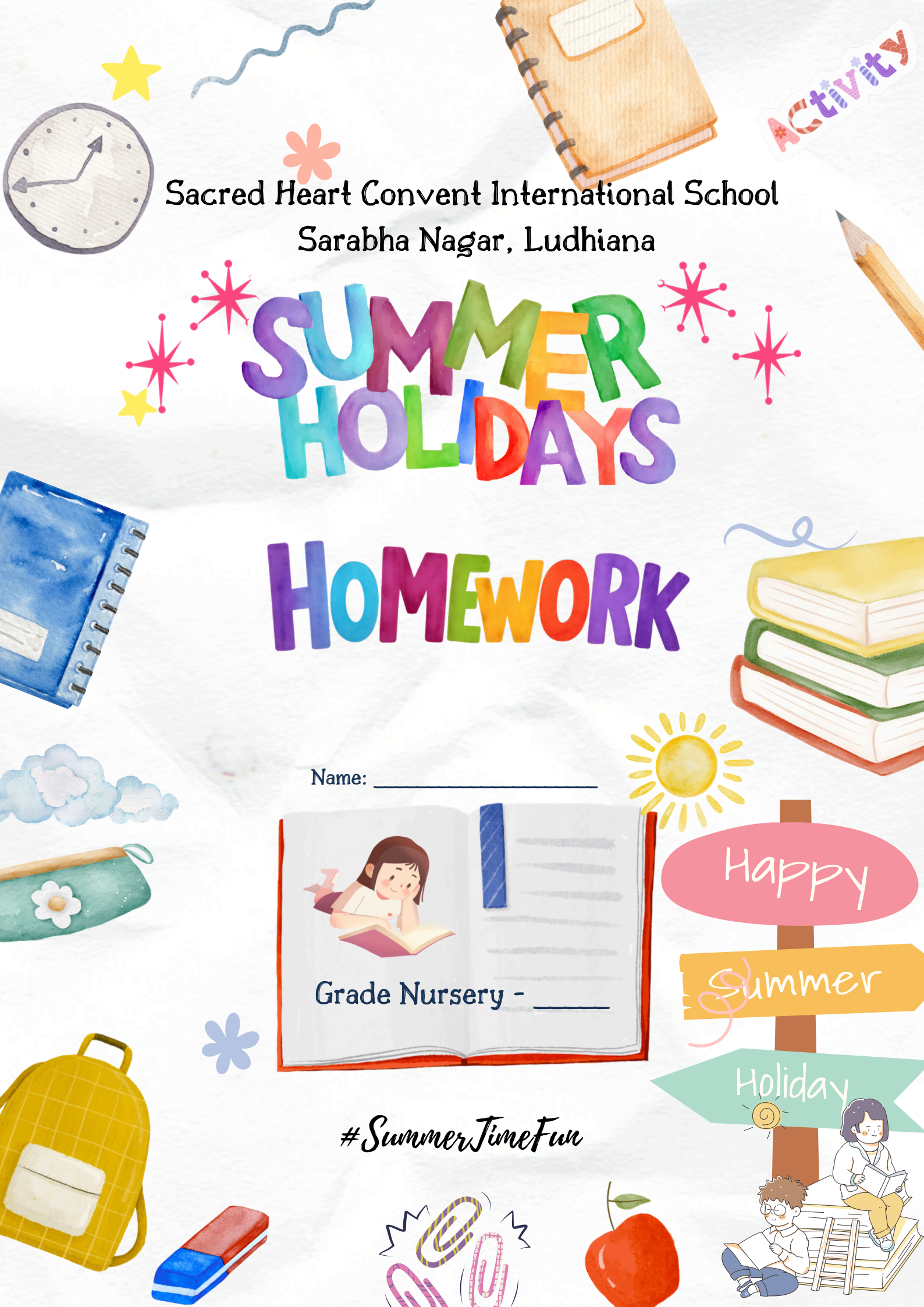


Happy

Summer

Holiday

#SummerTimeFun







MESSAGE

Dear Students,

Congratulations! Another amazing term is complete, and now it's officially time for sunshine, snacks, naps, adventures, and all the summer fun! You've worked incredibly hard, learned so much, and made us super proud. Now it's your turn to relax, recharge, and enjoy your well-deserved break.

But wait... before you disappear into vacation mode completely, we've packed a little *Holiday Homework* for you! Don't worry – it's not here to spoil the fun. It's full of creative, interesting, and meaningful activities to keep your brilliant minds buzzing while you enjoy the holidays.

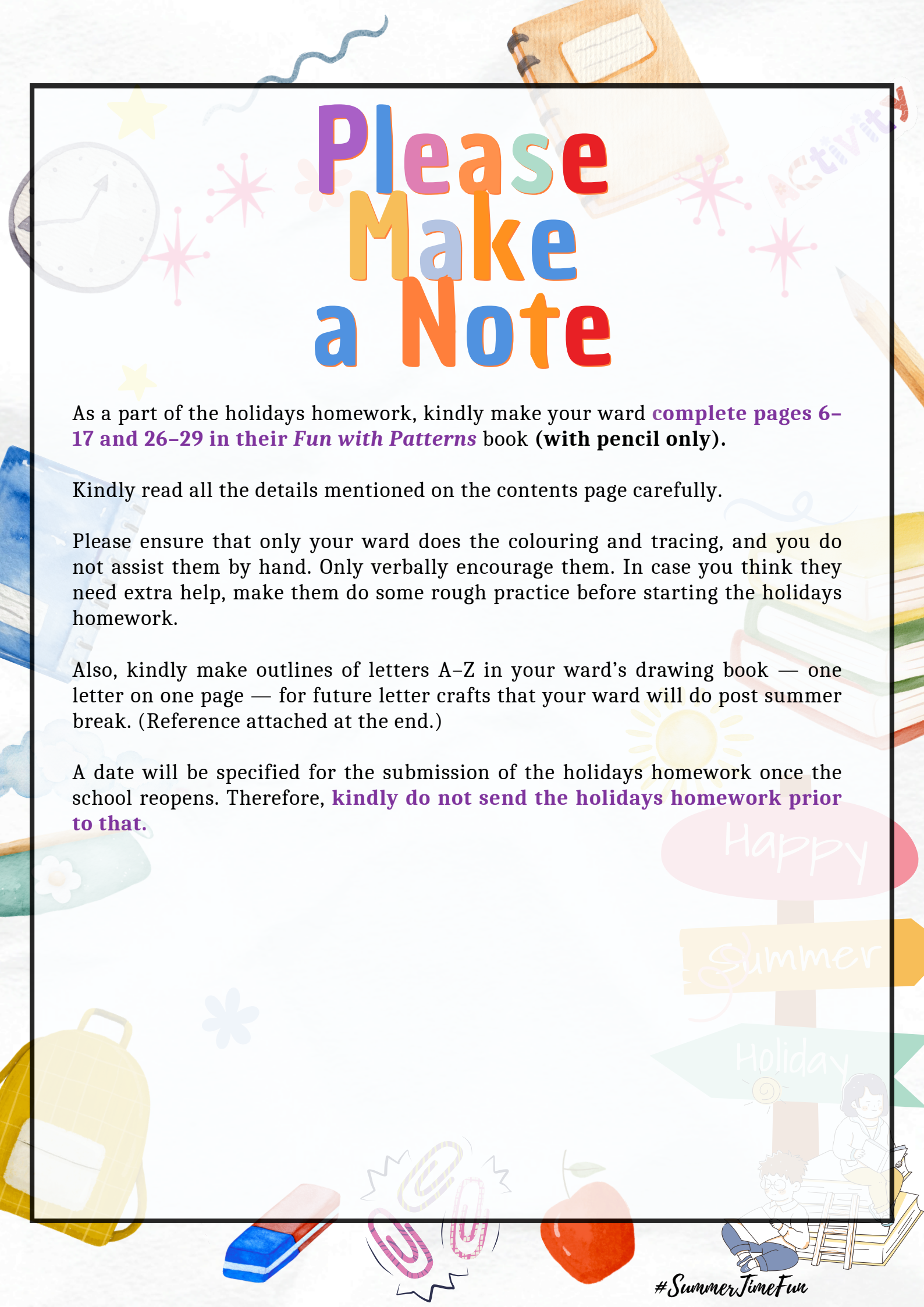
 **Summer Survival Tips:**

-  Read something fun – storybooks, comics, magazines, or anything that sparks your imagination!
-  Stay curious – ask questions, try new things, and explore the world around you.
-  Play, laugh, and rest – summer is also about making happy memories with family and friends.
-  Be a smart planner – finish your work little by little so there's no last-minute panic monster!

Most importantly, enjoy every moment, stay safe, drink lots of water, and come back with exciting stories, happy smiles, and lots of energy!

Happy Holidays & Have a Fantastic Summer! 🌴🌟

#SummerTimeFun



Please Make a Note

As a part of the holidays homework, kindly make your ward **complete pages 6-17 and 26-29 in their *Fun with Patterns* book (with pencil only).**

Kindly read all the details mentioned on the contents page carefully.

Please ensure that only your ward does the colouring and tracing, and you do not assist them by hand. Only verbally encourage them. In case you think they need extra help, make them do some rough practice before starting the holidays homework.


Also, kindly make outlines of letters A-Z in your ward's drawing book — one letter on one page — for future letter crafts that your ward will do post summer break. (Reference attached at the end.)

A date will be specified for the submission of the holidays homework once the school reopens. Therefore, **kindly do not send the holidays homework prior to that.**

Happy

Summer

Holiday



Contents

1. Concept of Same and Different
2. Concept of Light and Heavy
3. Concept of Big and Small
4. Concept of Shape Identification
5. Concept of Sense Organs
6. Coloring Worksheets – only with crayons
7. Craft activities – Scrapbook Snapbook! Snapshots and Stories!
8. Values and Virtues – Recapitulate Greetings, Making their Own Bed, helping Parents, Visit any three New Places (For example, Temple, Park, Mall, Pharmacy, Airport/Railway Station, etc.)
9. Recapitulation of the following rhymes –
 - Twinkle Twinkle Little Star,
 - Johnny Johnny Yes Papa,
 - Hickory Dickory Dock,
 - Baa Baa Black Sheep,
 - Two Little Hands.


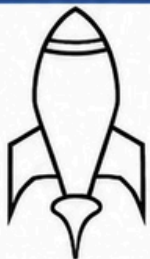







HOMWORK

CIRCLE THE DIFFERENT OBJECT



HOMWORK


COLOUR THE SAME OBJECTS




Weight Comparison

Colour the animal that weighs more in each box.

1




2



3



4




Which animal is heavier in each pair? Colour it!

HOMWORK

Heavy - Light


- Mark the lighter one in the pictures.



Happy

Summer

Holiday



HOMWORK

Big and Small



big

small



Draw a big circle.


Draw a small circle.



HOMEWORK



COLOURING WORKSHEET

COLOUR THE BIG DOTS BROWN AND SMALL DOTS YELLOW.



HOMWORK

CIRCLE THE BIGGEST






Look carefully and circle the biggest object in each row!



HOMEWORK

Match with Same Object



HOMWORK

The Five Senses

Match the pictures to the correct senses.



TASTE



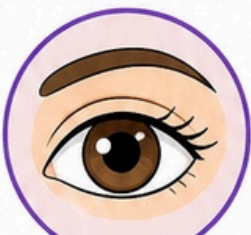
HEARING



TOUCH



SMELL



SIGHT



I hear music.



I smell a flower.



I taste my food.



I see far away.









I touch the surface.




HOMWORK



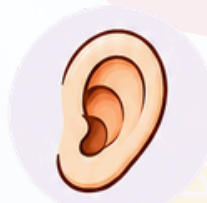
Five Senses




Look at the picture on the left.
Circle the sense that best matches the picture.

		
---	---	---

		
--	--	--

		
---	---	---

		
---	---	---

		
---	---	---

HOMWORK

COLOUR ME UP



HOMEWORK

SCRAPBOOK SNAPBOOK!

PASTE PICTURES OF YOUR CHILD HELPING YOU AT HOME! (MAKING THE BED, CLEANING THEIR ROOM, ETC.)

Happy

Summer

Holiday



HOMWORK SNAPSHOTS AND STORIES!

PASTE PICTURES OF YOUR CHILD VISITING ANY 3 PLACES!
(PARK, TEMPLE, NANI'S HOUSE, ETC.)



HOMEWORK

REFERENCE FOR A-Z – KINDLY MAKE NOTE OF ALL THE LETTER FORMATIONS.

A B C D E F G
H I J K L M N
O P Q R S T U
V W X Y Z

