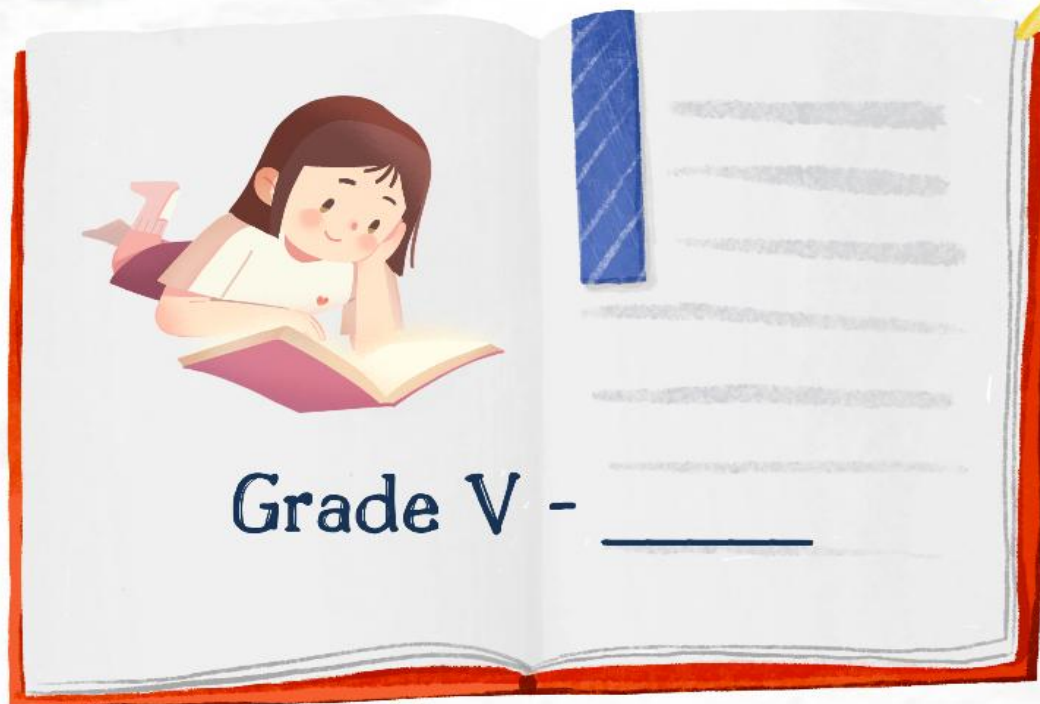


Activity

Sacred Heart Convent International School  
Sarabha Nagar, Ludhiana

# SUMMER HOLIDAYS HOMEWORK

Name: \_\_\_\_\_





Happy

Summer

Holiday

#SummerTimeFun




# MESSAGE


Dear Students,


Congratulations! Another amazing term is complete, and now it's officially time for sunshine, snacks, naps, adventures, and all the summer fun! You've worked incredibly hard, learned so much, and made us super proud. Now it's your turn to relax, recharge, and enjoy your well-deserved break.


But wait... before you disappear into vacation mode completely, we've packed a little Holiday Homework for you! Don't worry – it's not here to spoil the fun. It's full of creative, interesting, and meaningful activities to keep your brilliant minds buzzing while you enjoy the holidays.

 Summer Survival Tips:

 Read something fun – storybooks, comics, magazines, or anything that sparks your imagination!

 Stay curious – ask questions, try new things, and explore the world around you.

 Play, laugh, and rest – summer is also about making happy memories with family and friends.

 Be a smart planner – finish your work little by little so there's no last-minute panic monster!

Most importantly, enjoy every moment, stay safe, drink lots of water, and come back with exciting stories, happy smiles, and lots of energy!

Happy Holidays & Have a Fantastic Summer! 🌴 ✨

*#SummerTimeFun*





## FIGURATIVE FIESTA- ENRICHMENT TASK



### THE GRAND GRADE 5 EXPRESSIVE SHOWCASE!



*"Words have power... expressions create magic!"*

Dear Brilliant Grade 5 Learners,



This summer, step into the dazzling world of language, expression, creativity, performance, and powerful speaking!



Prepare yourself for an exciting journey where idioms dance through conversations and words echo with confidence on stage!



### Idiomatic Interaction Challenge



#### TASK

Create a **creative video interaction** using idioms naturally in a conversation.

The interaction may be between:



Mother & Child



Friends



Teacher & Student



Chef & Customer



Detective & Assistant



**OR any imaginative characters of your choice!**



#### YOUR VIDEO SHOULD INCLUDE



Minimum **8-10 idioms** used naturally



Expressions & voice modulation



Creative storyline



Proper pronunciation













Costumes/props/background if possible



Confidence and originality







## **EXAMPLES OF IDIOMS YOU MAY USE**

-  Break the ice
-  Piece of cake
-  Hit the books
-  Under the weather
-  Spill the beans
-  Once in a blue moon
-  A blessing in disguise
-  Cost an arm and a leg
-  The ball is in your court
-  Burn the midnight oil

**OR** *Use idioms that suit your topic.*


## **ASSESSMENT CRITERIA**

Students will be assessed on:

-  Creativity & Originality
-  Fluency & Pronunciation
-  Expression & Voice Modulation
-  Confidence & Stage Presence
-  Content & Presentation Style
-  Use of Idioms (AT LEAST 8-10 IDIOMS)



**Video Duration: 2–3 minutes**



**Idiomatic Interaction Video submission: On 10<sup>th</sup> July**

Submit @

V-A [gagandeepkaur@sacredheartconventinternationalschool.com](mailto:gagandeepkaur@sacredheartconventinternationalschool.com)

V-B [sheenathapar@sacredheartconventinternationalschool.com](mailto:sheenathapar@sacredheartconventinternationalschool.com)

**Looking forward to seeing your innovative interactions!**






**ENGLISH FACILITATORS**




# MATHS & SOCIAL STUDIES

## **Climate Zone Travel Budget Brochure**

*(Integrated Project – S.S.T + Maths)*



It's time for you to become travel planners and create a colourful travel brochure based on two different climatic zones of the Earth.   

### **The Three Climatic Zones of Earth**

-  **Torrid Zone** – The Torrid Zone is the hottest zone of the Earth. It lies between the Tropic of Cancer and the Tropic of Capricorn and receives direct sunlight throughout the year.
-  **Temperate Zone** – The Temperate Zone has moderate temperatures. It is neither extremely hot nor extremely cold and experiences pleasant weather during most parts of the year.
-  **Frigid Zone** – The Frigid Zone is the coldest zone of the Earth. It lies near the North Pole and South Pole and remains covered with snow for most of the year.

### **Project Instructions**

**You must choose:**

-  One country from the Frigid Zone
-  One country from the Torrid Zone

**Suggested Countries:**



-  Iceland / Norway / Greenland
-  Thailand / Kenya / Brazil

### **Brochure Making Instructions**

You must create a colourful travel brochure or foldable booklet.









- **One complete page should be dedicated to the Frigid Zone country. The next complete page should be dedicated to the Torrid Zone country.**
- **Make it on an A4 size sheet. (Coloured or white)**
- **Decorate as per your likings.**
- **Bonus points for neat and tidy work.**
- **Submission date – 06.07.2026**

**Each country page must include BOTH:**







-  S.S.T Information
-  Maths Travel Budget

# MATHS & SOCIAL STUDIES

## S.S.T Requirements (For Each Country)

-  Weather and temperature
-  Clothes worn there
-  Animals found there
-  Plants/trees found there
  
-  Paste small pictures of clothes (top-to-bottom look)
-  Paste small pictures animals
-  Paste small pictures plants
-  Add weather symbols

## Maths Requirements (For Each Country)

-  Flight tickets
-  Hotel expenses
-  Food expenses
-  Sightseeing expenses
-  Shopping expenses
-  Calculate the Total Budget

Have a safe journey!! 

# HOMWORK



## *Future Innovators Coding Challenge*

### **Scratch 3.0 Holiday Homework**

Dear Students,

Welcome to an exciting world of creativity, coding, animation, and problem-solving with Scratch!

This holiday homework is designed to help you explore your imagination while using different Scratch coding concepts you have learned in class. Create interactive and colourful projects by combining movement, pen tools, dialogues, and cloning blocks.

- ✓ Complete all given projects in Scratch 3.0.
- ✓ Use proper backgrounds, and sprites
- ✓ Add creativity and extra features wherever possible.
- ✓ Save each project with your name and class.
- ✓ Practice coding independently.



### **Project — Space Clone Adventure**

Create a space animation/game where:

- A spaceship moves around the screen.
- Stars or aliens appear using **Create Clone of Myself**.
- Clones move to random positions.
- The spaceship bounces on edges.

#### **You must use:**

- ✓ Create Clone of Myself
- ✓ Go to random position / Glide to random position
- ✓ If on edge, bounce
- ✓ Set rotation style left-right
- ✓ Say block



# HOMWORK



## Submission Mode

- ✓ Submit a printed hard copy containing:
  - Student Name
  - Class & Section
  - Screenshot of coding blocks
  - Screenshot of project output
  - Short explanation of each project
  
- ✓ Arrange all pages neatly in a file/folder.



## ***“Kitchen Scientist Challenge”***

TASK: Conduct a safe experiment at home:

1. Take butter, clarified butter (ghee), chocolate, and candle wax.
2. Keep them at room temperature and observe which melts first.
3. Use a stopwatch/timer to track the time taken for each substance to melt.

The Scientists will record on an A4 sheet:

- Materials used:
- Prediction made:
- Observation:
- Was the change reversible or irreversible?

THINK LIKE A SCIENTIST:

WHY candle wax is solid at room temperature?