

Activity

Sacred Heart Convent International School  
Sarabha Nagar, Ludhiana

# SUMMER HOLIDAYS

# HOMework

Name: \_\_\_\_\_




Happy

Summer

Holiday

#SummerTimeFun




# MESSAGE


Dear Students,


Congratulations! Another amazing term is complete, and now it's officially time for sunshine, snacks, naps, adventures, and all the summer fun! You've worked incredibly hard, learned so much, and made us super proud. Now it's your turn to relax, recharge, and enjoy your well-deserved break.


But wait... before you disappear into vacation mode completely, we've packed a little Holiday Homework for you! Don't worry – it's not here to spoil the fun. It's full of creative, interesting, and meaningful activities to keep your brilliant minds buzzing while you enjoy the holidays.

 Summer Survival Tips:

 Read something fun – storybooks, comics, magazines, or anything that sparks your imagination!

 Stay curious – ask questions, try new things, and explore the world around you.

 Play, laugh, and rest – summer is also about making happy memories with family and friends.

 Be a smart planner – finish your work little by little so there's no last-minute panic monster!

Most importantly, enjoy every moment, stay safe, drink lots of water, and come back with exciting stories, happy smiles, and lots of energy!

Happy Holidays & Have a Fantastic Summer! 🌴 ✨

*#SummerTimeFun*





## ‘THE GREAT ADVERTISEMENT CARNIVAL!’



“Don’t just speak... **PERFORM!** Don’t just advertise... **AMAZE!**”



Dear Young Stars,



This summer, transform yourself into a confident advertiser, creative thinker, actor, designer, and speaker — all in ONE exciting activity!



Your mission is to create a **spectacular advertisement presentation** using your imagination, expressions, props, costumes, slogans, and creativity!

Get ready to make the classroom feel like a real television studio!



## CREATIVE TOPIC IDEAS



Magic Lunch Box



Rainbow Energy Drink



Homework-Doing Robot



Flying School Bag



Invisible Raincoat



Plant-a-Tree Campaign



No Plastic Mission



Save Water Squad



Dream Pillow



Talking Pet Translator



Super Speed Shoes

**OR an imaginative creation of your own!**

## ★ ASSESSMENT CRITERIA





Students will be assessed on:

- ★ Creativity
- ★ Confidence
- ★ Speaking Skills
- ★ Originality
- ★ Presentation Style
- ★ Use of Props & Visuals
- ★ Overall Impact

## PRESENTATION SHOULD INCLUDE

- ✓ Catchy introduction
- ✓ Creative slogan
- ✓ Product features & benefits
- ✓ Persuasive language
- ✓ Expressions & confidence
- ✓ Proper voice modulation

## 💡 PRESENTATION SCHEDULE

 <i>Presentation Duration:</i>  1–1.5 minutes  <b>9th July</b>   Roll Numbers 1–15	<b>10th July</b>   Roll Numbers 16–30
--	--

✨ *“A great advertisement doesn’t just sell a product... it tells a story!”* 📖 ✨

So wear your creativity cap, think differently, speak boldly, and let your imagination sparkle this summer! 🧠🗣️

Looking forward to seeing your alluring adVERTSs! 🌈

ENGLISH FACILITATORS

## THE SUPER FUN FRUIT PRICE DETECTIVE MISSION



 HELLO LITTLE MATH DETECTIVES!

**Your mission today is SUPER fruity and SUPER fun!** 

Visit a nearby fruit shop with your parents and become a Fruit Price Detective! Ask the shopkeeper the prices of different fruits, write them carefully, and then crack the mystery of:



★ **MEDIAN = The middle superstar number!**

★ **MODE = The number that LOVES repeating itself!**

  **WHAT IS MEDIAN?**


**Median is the MIDDLE number when all the numbers stand in a neat line from smallest to biggest.**

Example: ₹20, ₹30, **₹40**, ₹50, ₹60


 Median = ₹40 because it stands proudly in the middle! 

(Remember to arrange your data from smallest to largest before calculating)

 **WHAT IS MODE?**

**Mode is the number that appears again and again like a superstar celebrity!** 


Example: ₹25, ₹30, ₹30, ₹45, ₹50


 Mode = ₹30 because it appears the MOST!

# HOMWORK


# MATHS

## **FRUIT PRICE DETECTIVE TABLE- MEET THE FRUITY GANG!**



 Fruit Name	 Price per Kg	Paste a picture/ Draw
Apple		
Mango		
Banana		
Papaya		
Watermelon		
Melon		
Pineapple		

 **FINAL MATH MAGIC ANSWERS**


 **MEDIAN =** \_\_\_\_\_

 **MODE =** \_\_\_\_\_

### **NOW BECOME A GRAPH MASTER!**

Using the fruit prices collected, draw a colourful bar graph on a graph paper.   (Attach the graph paper along)

Write the fruit names on the X-axis and prices on the Y-axis.

Draw bars to show the price of each fruit using different colours. 

 **Eat Healthy • Think Smart • Become a Math Champion!** 

## TOPIC: SOUND

### CREATIVE MUSICAL INSTRUMENT - GUITAR 🎸

#### **Aim**

To make a simple guitar using waste materials.

#### **Materials Required**

- Shoe box
- Rubber bands
- Colourful paper
- Stickers
- Glue and scissors



#### **Procedure**

1. Cut a hole in the middle of the shoe box lid.
2. Stretch rubber bands around the box over the hole. Arrange the bands on your guitar so that some are tight and others are loose.
3. Cover the box with colourful paper.
4. Decorate with stickers.
5. Pluck the rubber bands to play the guitar.

Refer to the given link:

<https://youtu.be/n32Qfj7BWkY?si=bhUuijvyHF0IMv3n>

#### **Observation**

- The rubber bands vibrate and produce sound.
- Different rubber bands make different sounds.

#### **Investigation**

- Tight rubber bands make high sounds.
- Loose rubber bands make low sounds.



#### **Result**

- Sound is produced by vibrations.
- A guitar can be made using simple waste materials. 🎵

**Homework Submission Date: 13.07.2026**

## MY OBSERVATION SHEET

Name: \_\_\_\_\_ Class: IV \_\_\_\_\_ Roll No. \_\_\_\_\_

1. Paste a picture of your guitar while playing it in the box below:



2. Tick the correct option.

i. Sound is produced when objects:

- a) Melt
- b) Vibrate
- c) Break
- d) Float

ii. Which rubber band made a high sound?


- a) Tight rubber band
- b) Loose rubber band

3. What happened when you plucked the rubber bands?

\_\_\_\_\_  
\_\_\_\_\_

4. What did you learn from this activity?

\_\_\_\_\_  
\_\_\_\_\_



## **SOCIAL STUDIES**

### **TRAVEL BROCHURE PROJECT**

➤ **Topic:**

Make a Travel Brochure to attract tourists to visit an Island Group

➤ **Aim:**

To create an attractive travel brochure by collecting and presenting information about an island group in a creative and organized manner.

➤ **Task:**

- Choose any one island group (Andaman & Nicobar / Lakshadweep / Maldives / Hawaii etc.)
- Create a colourful travel brochure to attract tourists

➤ **How to Make a Travel Brochure:**


- Take an A4 sheet and fold it into three parts (tri-fold)
- Use colours, sketches, and pictures
- Write neatly with headings



# HOMWORK

# SOCIAL STUDIES

FIND BELOW THE IMAGES FOR YOUR REFERENCE



## ➤ Content to Include (Headings):

- 🌴 Cover Page – Title + Picture
- 📍 Location & Map
- 🌤️ Climate & Best Time to Visit
- 🏖️ Tourist Attractions

- 🚢 How to Reach
- 🎯 Activities
- 💡 Why Visit?
- 🍽️ Food & Culture

## ➤ Presentation Guidelines:

- Neat handwriting
- Use pictures
- Use colours and borders
- Keep content short and attractive

## ➤ Note:

Kindly submit your travel brochure on 10 July'2026. Parent's work will not be accepted.

# HOMWORK



## Smart Kids Coding Carnival

### Project — Funny Ghost House

#### Project Goal

Create a funny ghost animation inside a spooky house.

#### Students Can Add

- 2 or 3 ghosts
- Floating movement
- Costume changes
- Use Funny spooky dialogues

#### Dialogue Ideas

- “Boo!”
- “Welcome to the ghost house!”
- “Don’t be scared!”



### Submission Mode

Submit a printed hard copy containing:

- Student Name
- Class & Section
- Screenshot of coding blocks
- Screenshot of project output
- Short explanation of each project

Arrange all pages neatly in a file/folder.

