

Activity

Sacred Heart Convent International School
Sarabha Nagar, Ludhiana

SUMMER HOLIDAYS

HOMework

Name: _____




Happy

Summer

Holiday

#SummerTimeFun




MESSAGE


Dear Students,


Congratulations! Another amazing term is complete, and now it's officially time for sunshine, snacks, naps, adventures, and all the summer fun! You've worked incredibly hard, learned so much, and made us super proud. Now it's your turn to relax, recharge, and enjoy your well-deserved break.


But wait... before you disappear into vacation mode completely, we've packed a little Holiday Homework for you! Don't worry – it's not here to spoil the fun. It's full of creative, interesting, and meaningful activities to keep your brilliant minds buzzing while you enjoy the holidays.

 Summer Survival Tips:

 Read something fun – storybooks, comics, magazines, or anything that sparks your imagination!

 Stay curious – ask questions, try new things, and explore the world around you.

 Play, laugh, and rest – summer is also about making happy memories with family and friends.

 Be a smart planner – finish your work little by little so there's no last-minute panic monster!

Most importantly, enjoy every moment, stay safe, drink lots of water, and come back with exciting stories, happy smiles, and lots of energy!

Happy Holidays & Have a Fantastic Summer! 🌴 ✨

#SummerTimeFun

Learning is an adventure every single day!

Dear Students,

This summer, you are going to become a **writer, reader, explorer, and language detective!**

Welcome to your very own:

🌈 “The Curious Explorer Almanac” 🌈

Create your own Little Holiday Journal Almanac using a scrapbook, or handmade booklet.

PART 1 - MY HOLIDAY ALMANAC

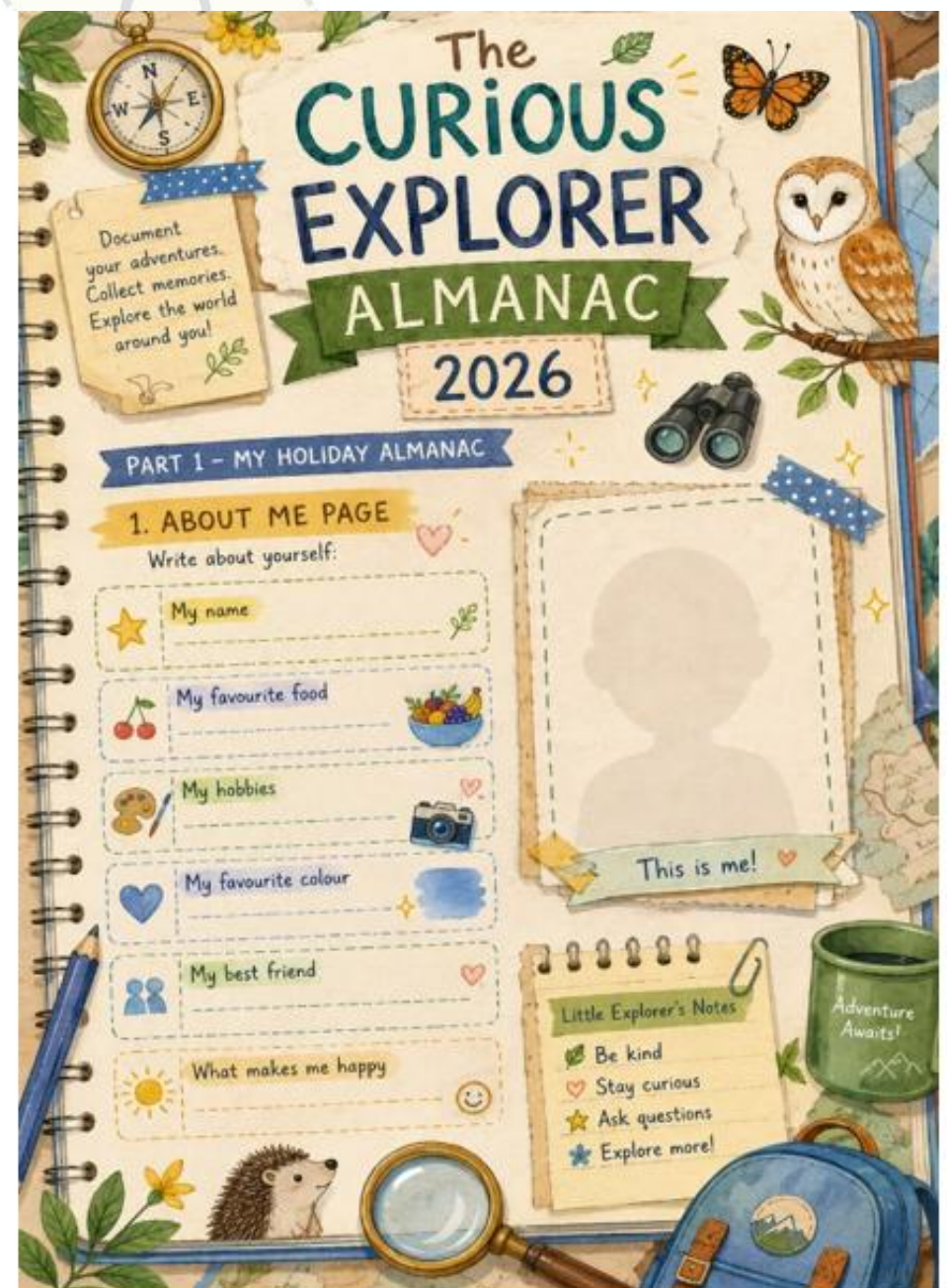
📖 WHAT TO INCLUDE IN YOUR JOURNAL ALMANAC

1. ABOUT ME PAGE

Write about yourself:

- My name
- My favourite food
- My hobbies
- My favourite colour
- My best friend
- What makes me happy

🎨 Draw a beautiful self-portrait or paste a picture.



2. WORD TREASURE CORNER

Hunt • Discover • Collect Amazing Words!

Become a **Treasure Hunter** this summer!

While reading storybooks, newspapers, comics, magazines, or even signboards, collect **15 exciting new words** and add them to your special “**Treasure Corner**” in your Almanac.

 For Each Treasure Word, Write:

- **The Word**
- **Meaning**
- **One Creative Sentence**
- **2 Synonyms for each word.**
- **A Tiny Drawing or Picture.**

3. READING REFLECTION CORNER

Travel into the World of Books!

Choose **any 2 books** to read during the holidays. You may read storybooks, comics, folktales, adventure stories, or children’s novels suitable for your age.

For each book, include:

- Title of the Book
- Author’s Name.
- Favourite Character.

HOMWORK

ENGLISH

- Favourite Line/sentence.
- Draw Your Favourite Scene.
- Write a Short Book Reflection.
- Give the Book a Star Rating.

Suggested Reading Basket

You may explore books by:

- Roald Dahl
- Ruskin Bond
- Dr. Seuss
- Enid Blyton

PART 2 - WORD DETECTIVE ACTIVITY




Become a Language Detective!



Take an A3 sheet and turn it into a colourful **Word Detective Poster!**

Your Mission:

Find and write/paste:

-  **10 Naming Words (Nouns)**
-  **10 Action Words (Verbs)**
-  **10 Describing Words (Adjectives)**

HOMWORK

ENGLISH



SUBMISSION GUIDELINES

- Bring your beautifully completed Almanac and A3 sheet after the holidays on 10th July, 2026.
- Keep your work neat and colourful.
- Use your own ideas and creativity.
- Most importantly — enjoy learning!



Remember:

“Reading gives us wings to travel without moving our feet.” 

Every page you create will tell a story about your wonderful summer adventures. Keep exploring, imagining, reading, and smiling!



“Learning never takes a vacation!”

HOMWORK

MATHS

Task 1

Digit bags



hundreds
and
tens digits

ones digits

Choose digits from the digit bags to make your own calculations. Make, estimate and solve at least one of each type of calculation in the grid.

2-digit + 2-digit	3-digit + 1-digit
3-digit + 2-digit	3-digit + 3-digit
2-digit - 2-digit	3-digit - 1-digit
3-digit - 2-digit	3-digit - 3-digit

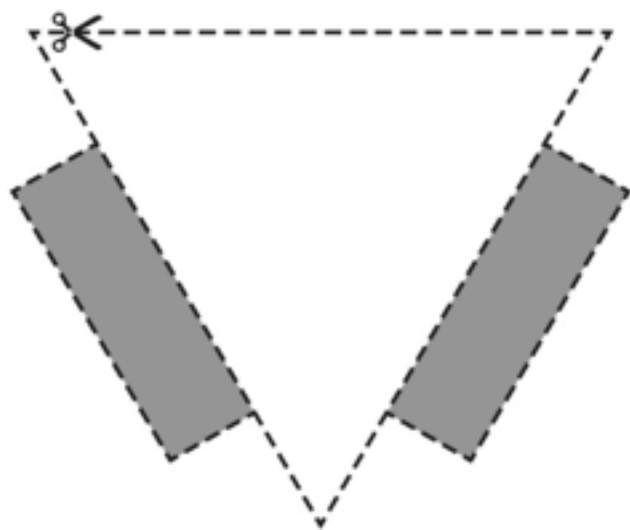
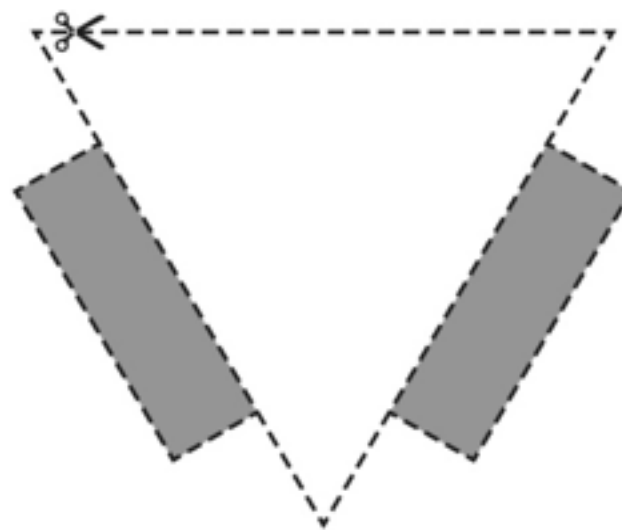
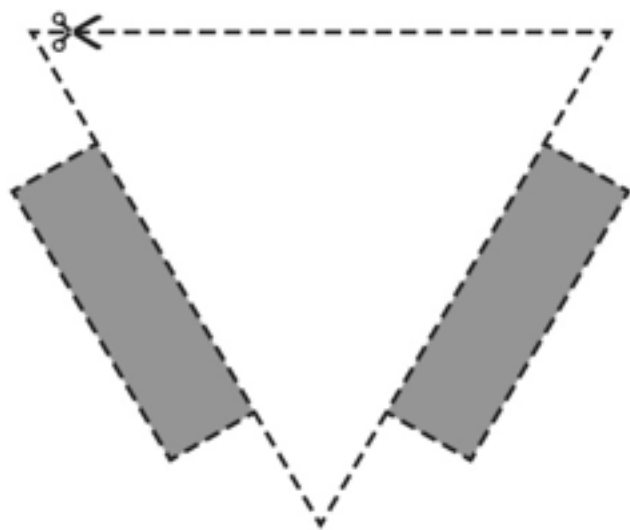
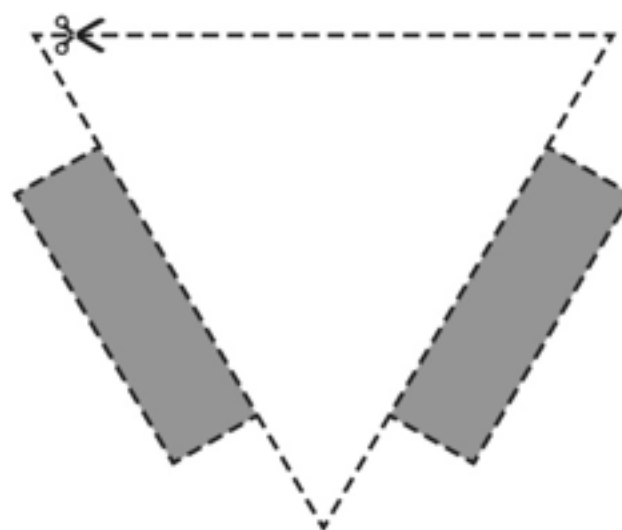

HOMWORK

MATHS

TASK 2

Making a square-based pyramid

Cut round the outside edge of these shapes. Bend the flaps down. Glue the shapes together to make a square-based pyramid.



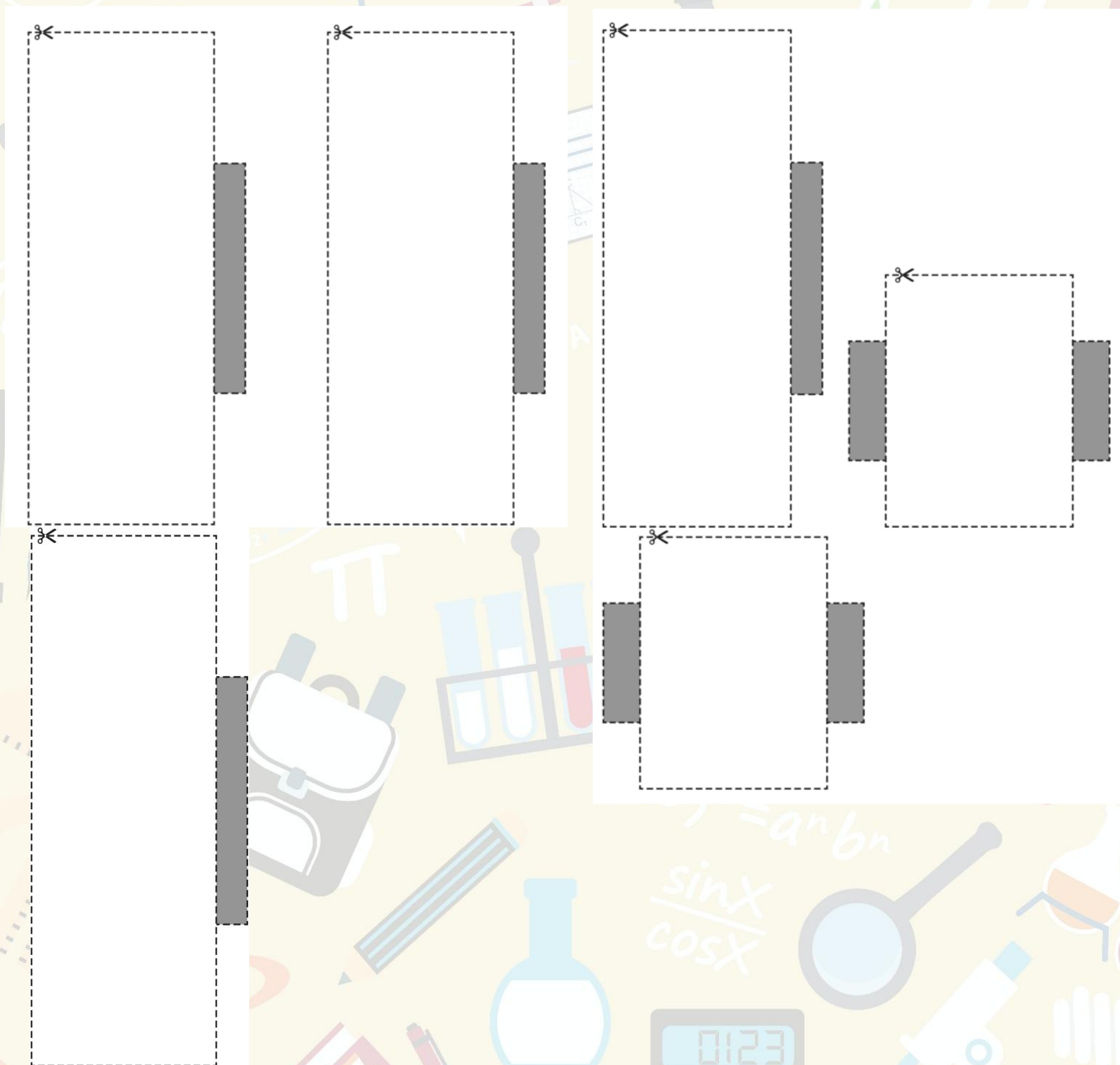
HOMWORK

MATHS

Task 3 Making a rectangular prism

Cut around the outside edge of these shapes. Bend the flaps down.

Glue the shapes together to make a rectangular prism.



HOMWORK


SCIENCE



SCIENCE HOLIDAY HOMEWORK



General Instructions

- Use a separate notebook or scrapbook
- Write date on every activity.
- Draw neatly and use colours 
- Write 1-3 simple sentences for each activity



1. MELTING MYSTERY EXPERIMENT





Objective:

To observe how ice melts under different conditions



Materials:

- 3 ice cubes 
- 3 plates/bowls
- Timer/clock 
- Sunny place + shaded place



Steps:

1. Take 3 ice cubes
2. Place:
 - o One in sunlight
 - o One in shade
 - o One inside room
3. Start timer
4. Check every 5 minutes
5. Note which melts first



Record Like This:

Place Time Taken to Melt

HOMWORK

SCIENCE

Sunlight _____

Shade _____

Room _____



Questions:

- Which melted fastest?
- Why do you think that happened?



Drawing:

Draw 3 ice cubes in different places



2. SINK OR FLOAT DETECTIVE




Objective:

To identify which objects sink or float



Materials:

- Bowl of water 
- Objects:
 - o Stone
 - o Leaf
 - o Coin
 - o Plastic toy
 - o Spoon



Steps:

1. Look at each object
2. Guess first (sink or float)
3. Put it in water
4. Observe what happens
5. Tick correct answer



Record Table:

Object My Guess Result

Stone Sink

Leaf Float

Coin _____



Questions:

HOMWORK

SCIENCE

- Which objects float?
- Which objects sink?



Drawing:

Draw 2 objects that sink and 2 that float



3. MINI NATURE EXPLORER DIARY (7 DAYS)



Objective:

To observe nature around us



17 Duration:

7 days (1 page per day)



Daily Task:

Go outside (balcony/garden/park)

Observe:

• Birds

• Insects

• Sky

• Trees



Write Daily:

Day 1

- I saw: _____
- The weather was: _____
- I liked: _____



Drawing:

Draw one thing you saw each day



Final Science Task:

“My Favourite Experiment”

- Which activity did you like most?
- Why?

Write 3–4 simple sentences

HOMWORK



Little Programmers Fun Pack

"Dear students, let your imagination fly high as you create amazing ScratchJr projects this holiday!"

Task -1

Monkey and Apple

Make a monkey:

- move forward
- jump up to grab Apple
- come down happily



Task-2

Giraffe Jump Game



Create a Giraffe that:

- jumps over rocks
- moves forward continuously
- reaches home safely



Submission Mode:

- ✓ Prepare a **Coloured printed hard copy** containing:
 - Student Name
 - Class & Section
 - Screenshots/pictures of all projects.
- ✓ Arrange all pages neatly in a file/folder.
- ✓ Bring the holiday homework file after the summer vacation on the given date.



GRADE 2

Learn any one poem in Hindi according to the given topics for the upcoming speaking assessment.

Time duration of the poem is 1 minute.

Criteria for assessing

- * Use of props
- * Level of content
- * Intonation and expression,
- * pronunciation, fluency and confidence.

Topics:

- * परिवार
- * बसंत याँ वर्षा
- * प्रकृति से सम्बन्धित

GRADE 2

Learn any one poem in Punjabi according to the given topics for the upcoming speaking assessment.

Time duration of the poem is 1 minute.

Criteria for assessing

- * Use of props
- * Level of content
- * Intonation and expression,
- * Pronunciation, fluency and confidence.

Topics:

- * ਪਰਿਵਾਰ (ਮਾਂ, ਭੈਣ-ਭਰਾ, ਦਾਦਾ-ਦਾਦੀ, ਨਾਨਾ-ਨਾਨੀ)
- * ਬਸੰਤ ਜਾਂ ਵਰਖਾ
- * ਕੁਦਰਤ ਨਾਲ ਸੰਬੰਧਤ