

Activity

Sacred Heart Convent International School  
Sarabha Nagar, Ludhiana

# SUMMER HOLIDAYS HOMEWORK

Name: \_\_\_\_\_



Happy

Summer

Holiday

#SummerTimeFun




# MESSAGE


Dear Students,


Congratulations! Another amazing term is complete, and now it's officially time for sunshine, snacks, naps, adventures, and all the summer fun! You've worked incredibly hard, learned so much, and made us super proud. Now it's your turn to relax, recharge, and enjoy your well-deserved break.


But wait... before you disappear into vacation mode completely, we've packed a little Holiday Homework for you! Don't worry – it's not here to spoil the fun. It's full of creative, interesting, and meaningful activities to keep your brilliant minds buzzing while you enjoy the holidays.

 Summer Survival Tips:

 Read something fun – storybooks, comics, magazines, or anything that sparks your imagination!

 Stay curious – ask questions, try new things, and explore the world around you.

 Play, laugh, and rest – summer is also about making happy memories with family and friends.

 Be a smart planner – finish your work little by little so there's no last-minute panic monster!

Most importantly, enjoy every moment, stay safe, drink lots of water, and come back with exciting stories, happy smiles, and lots of energy!

Happy Holidays & Have a Fantastic Summer! 🌴 ✨


*#SummerTimeFun*



Q 1. Read the passage and answer the questions.

The Snail

Gail the snail was very sad.  
She felt like she was too plain.  
"I know how to fix this!" she  
said in her brain. "I will stain my shell with paint!"



Gail did not want to wait. She got a pail and started  
to paint. Oh no! It started to rain. The paint  
washed off. Gail the snail was plain again! 😊 😊 😊

1. What is the name of the character ?

\_\_\_\_\_

2. Why was the snail sad?

\_\_\_\_\_

3. What did the snail think of in her brain?

\_\_\_\_\_

4. What did Gail do to her shell?

\_\_\_\_\_

5. At the end, why was Gail plain again?

\_\_\_\_\_

Q2. Write any 2 nouns from the passage.

\_\_\_\_\_

\_\_\_\_\_

Q3. Write any 2 verbs from the passage.

\_\_\_\_\_

\_\_\_\_\_






Q II. Read the passage and answer the following questions.

**Why So Shy?**

Ry the bear was so shy. "Don't be shy!" my dad told Ry. "I don't know why I am so shy. It makes me want to cry," said Ry. Dad told Ry he would teach her to not be shy. "When someone says, "Hi!" you should reply. When someone walks by, wave to them." Ry did what dad said. By July, she was no longer shy!



😊😊😊

1. Who is Ry?  
\_\_\_\_\_
2. How did being shy made Ry feel?  
\_\_\_\_\_
3. Who taught Ry not to be shy?  
\_\_\_\_\_
4. In which month did Ry stop being shy?  
\_\_\_\_\_
5. Write 2 verbs and 2 nouns from the story.  
\_\_\_\_\_  
\_\_\_\_\_

6. Circle the opposite of 'cry'.  
smile    brave    cry    small

**WRITING**

"Write 2 moral values you learnt from your family."  
\_\_\_\_\_  
\_\_\_\_\_

# HOMWORK

# ENGLISH

## HANDWRITING IN CURSIVE

### HANDWRITING PRACTICE

- Write one page, daily on the cursive writing book given to your ward.
- Please mention the date on every page. Submit the book on the first day of the reopening.

## BOOKS CAN BE OUR BEST FRIENDS

**“Readers grow smarter one page at a time. Every story teaches a little magic. Open a book, and adventure begin.”**

- Reading story books enhances Language and vocabulary development.
- Make bedtime reading a regular practice with your child.
- Use books with pictures and large text.
- After reading stories ask questions like “Did you like the story?” “Who was your favorite character in the story?” etc.

### List of books for student of Grade 1.

- Lady bird level 1
- Scholar’s Hub- “Read with me” series – Tales of Moral Values Stories from Panchtantra
- Dr. Seuss
- The Julia Donaldson Series
- Student can read from the books listed above or read the book of his/her choice.
- **Maintain a Reading Log** and record every day in the table. Student must read at least 10 -15 minutes a day to improve the reading, listening and speaking skills.

### • From the book you read:

❖ **CHOOSE** and **WRITE** in your **SCRAP FILE**:

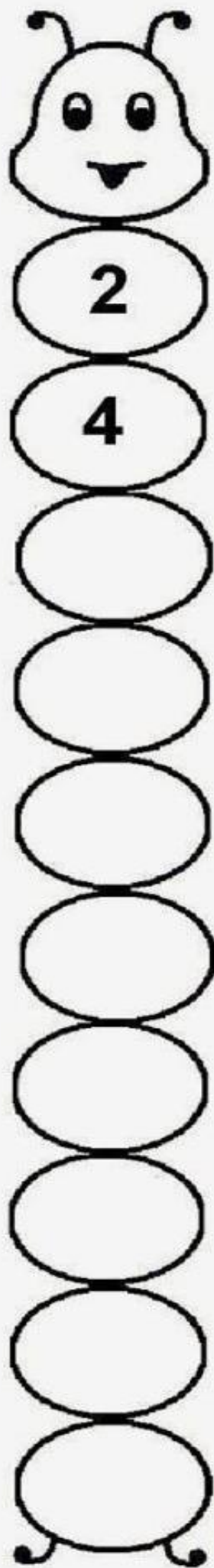
- 5- Nouns
- 5- Verbs
- 5- Sentences using punctuation marks (Full stop, Question Mark, Exclamation mark)
- 5- Adjectives

# HOMWORK

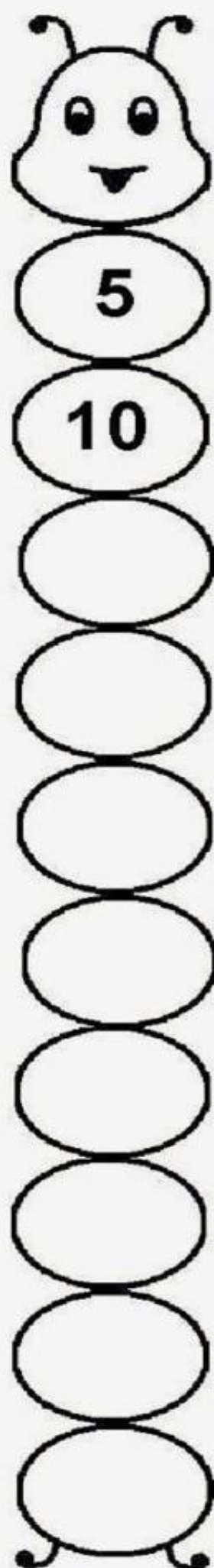
# MATHS

Q1. Complete the skip counting

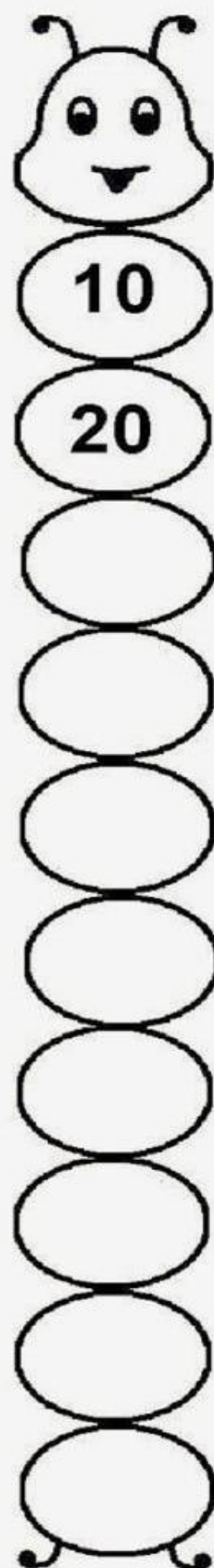
Skip count  
by 2



Skip count  
by 5



Skip count  
by 10

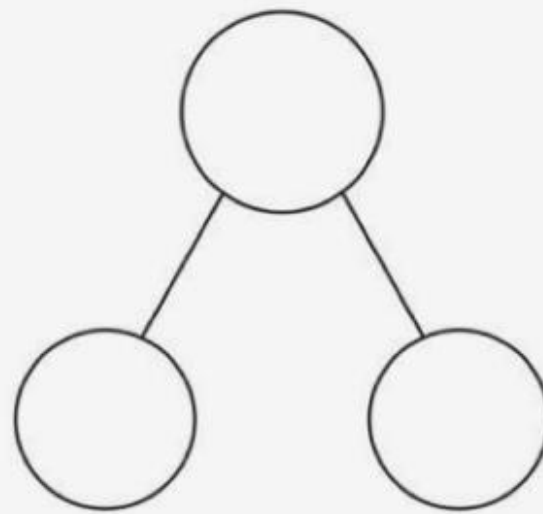
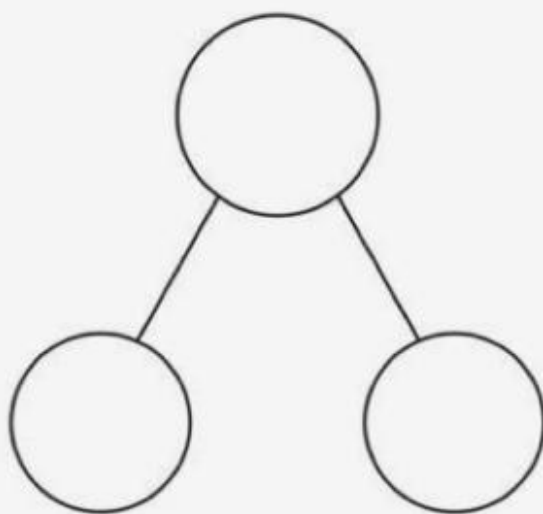
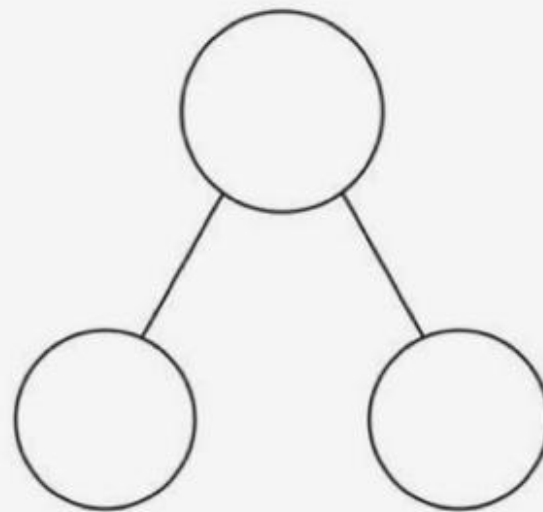
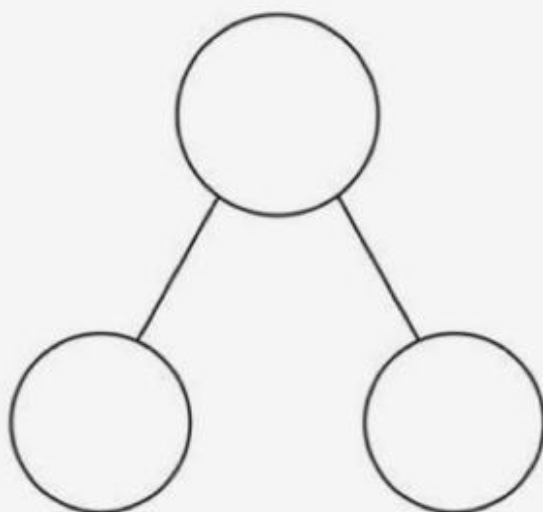
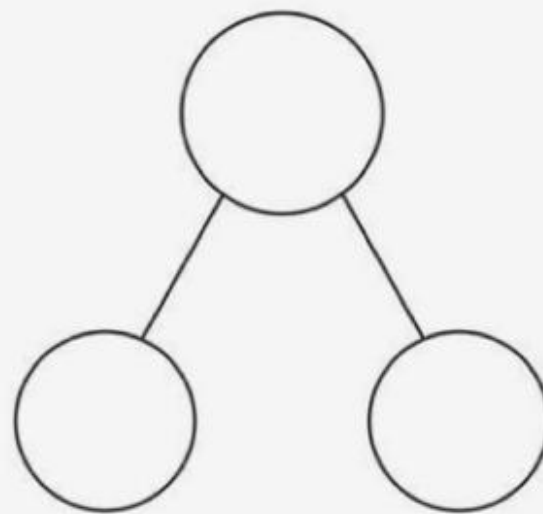
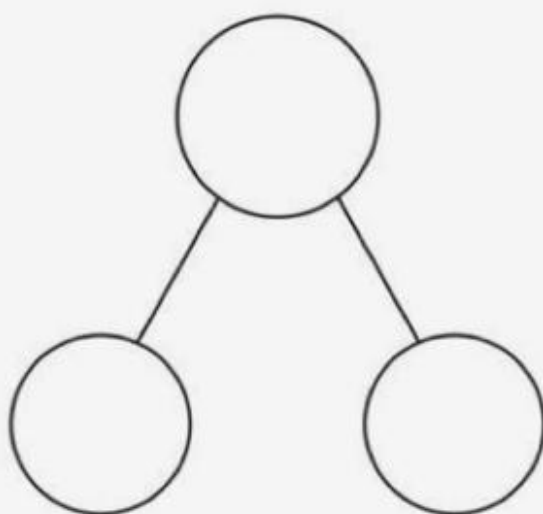

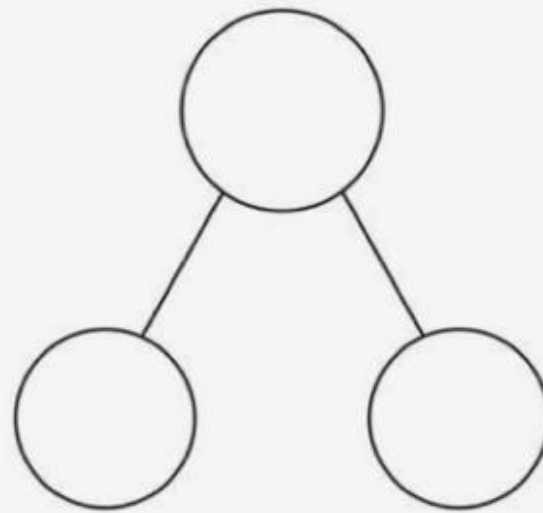
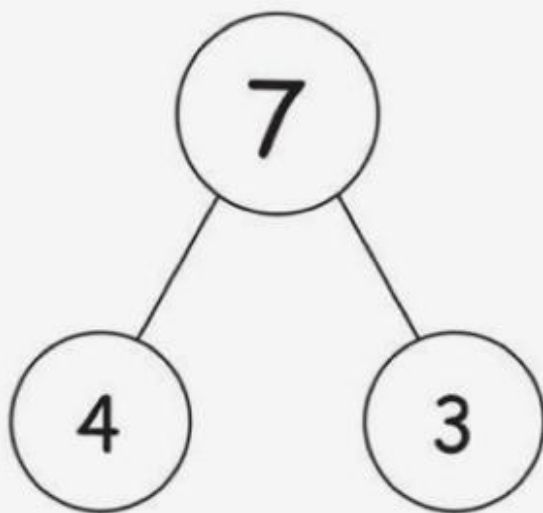



# HOMWORK

# MATHS

Q2. Complete the number squares.  
Count the dots on the Dice, then total up

## Number Bonds




# HOMWORK

# MATHS

Q3. Round off the number to nearest 10.

1	2	3	4	5	6	7	8	9	10
11	12	13	14	15	16	17	18	19	20
21	22	23	24	25	26	27	28	29	30
31	32	33	34	35	36	37	38	39	40
41	42	43	44	45	46	47	48	49	50















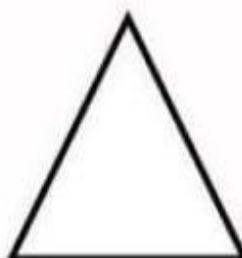

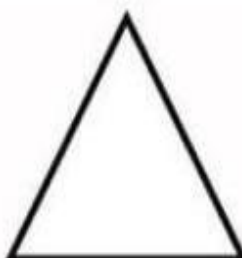

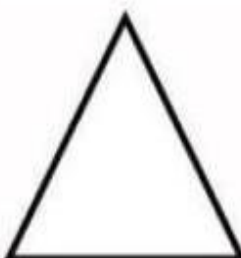






























1. Is 12 closer to 10 or 20? \_\_\_\_\_
2. Is 44 closer to 40 or 50? \_\_\_\_\_
3. Is 28 closer to 20 or 30? \_\_\_\_\_
4. Is 35 closer to 30 or 40? \_\_\_\_\_
5. Is 46 closer to 40 or 50? \_\_\_\_\_
6. Is 9 closer to 0 or 10? \_\_\_\_\_
7. Is 19 closer to 10 or 20? \_\_\_\_\_
8. Is 33 closer to 30 or 40? \_\_\_\_\_
9. Is 21 closer to 20 or 30? \_\_\_\_\_
10. Is 44 closer to 40 or 50? \_\_\_\_\_



# HOMWORK

# MATHS

Q4. Complete the pattern by drawing next shape.

# HOMWORK

# MATHS

Q5. Colour the shape as mentioned.



○ circle – red

▭ rectangle – blue

△ triangle – orange

□ square – brown

◐ half circle – green

◌ oval – purple

Q. Colour the shape as mentioned.



○ circle - red

□ rectangle - blue

△ triangle - orange

□ square - brown

◐ half circle - green

◌ oval - purple

**REDUCE, REUSE, RECYCLE**

**REDUCE**



GIVE AWAY TOYS



**REUSE**



FIX BROKEN THINGS



REUSE CONTAINERS



CLOTH BAGS

**RECYCLE**



PAPER PLASTIC GLASS METAL



PUT PAPER HERE



PUT BOTTLES HERE plastic & glass

PUT CANS HERE



## ENVIRONMENT SAVIOURS

Be an environment saviour and sort the below action into the correct boxes.

reuse bags    cut down trees    waste water    pollute the air  
recycle    plant trees    turn off the lights    use lots of plastic bags  
drop litter    leave the lights on    walk or ride a bike    protect animals

Good for the environment



Bad for the environment



.....

.....

.....

.....

.....

.....

.....

.....

.....

.....



.....

.....


# Recycling Sort Activity



Color, cut, and paste the items into the correct bins!



## Forces and change



Forces can cause **change**.

They can make things move, change speed, change direction, or change their shape.



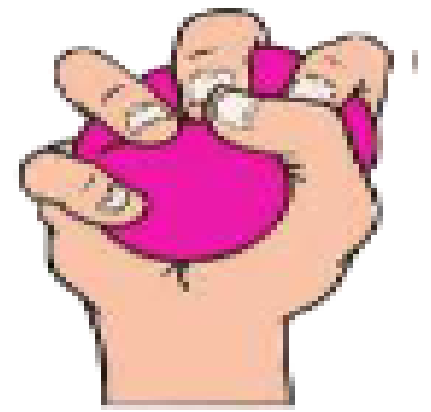
**MOVE**



**CHANGE**



**CHANGE**



**CHANGE**

**Draw / Paste an example of each way force can cause change.**

**Move**

**Change speed**

**Change direction**

**Change shape**

# HOMWORK



## *Little Coders' Summer Adventure*

Holidays are the perfect time to learn something new while having lots of fun!

***This summer, become little coders and create amazing projects using ScratchJr.***

***Use your imagination, colours, sounds, and creativity to make your projects exciting and joyful.***

### **Task: 1**

#### **Rocket to Space**



Create a rocket that flies to space.

Add:

- stars
- moon
- planets
- an astronaut



Make the rocket move fast and say "3...2...1... Blast off!"



# HOMWORK



## Task 2

**Make fishes swim in water.**

**Add:**

- bubbles shark
- treasure chest
- moving octopus

**Use blue ocean background.**

**Move Fishes in a loop**





## **Submission Mode:**

Prepare a **Coloured printed hard copy** containing:

- Student Name
- Class & Section
- Screenshots/pictures of all projects.

Arrange all pages neatly in a file/folder.

Bring the holiday homework file after the summer vacations on the date given.



Grade -1

Learn any one poem in Hindi according to the given topics for the upcoming speaking assessment.

Time duration of the poem is 1 minute.

Criteria for assessing

- \* Use of props
- \* Level of content
- \* Intonation and expression,
- \* pronunciation, fluency and confidence.

Topics:

माँ

पेड़

पशु-पक्षी

Grade -1

Learn any one poem in Punjabi according to the given topics for the upcoming speaking assessment.

Time duration of the poem is 1 minute.

Criteria for assessing

- \* Use of props
- \* Level of content
- \* Intonation and expression,
- \* Pronunciation, fluency and confidence.

Topics:

ਮਾਂ

ਰੁੱਖ

ਪਸ਼ੂ ਪੰਛੀ