

SACRED HEART CONVENT INTERNATIONAL SCHOOL SARABHA NAGAR, LUDHIANA

SUMMER TIME



$$X = \frac{-b \pm \sqrt{b^2 - 4ac}}{2a}$$



GRADE-UKG



Homework

Name: _____

Section: _____





Dear Students and Parents,

As we break for a short summer interlude, we wish you invigorating and delightful vacations. Embrace this opportunity to relax, explore, and create enduring memories.

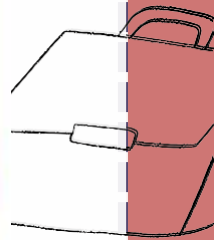
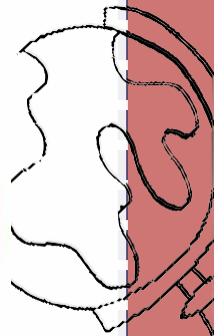
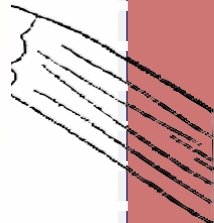
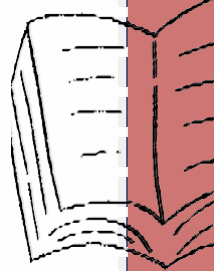
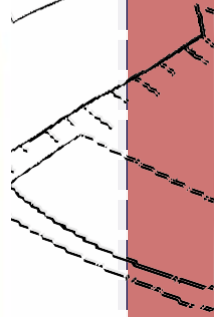
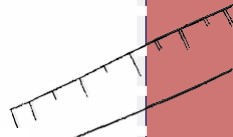

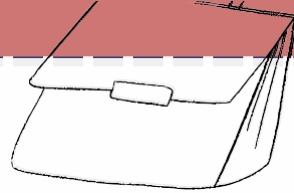

However, remember as we are turning into summer hiatus, to engage our students creatively and intellectually, let's venture into

BLISSFUL SUMMER JOURNAL 2024, as we come with a multitude of evocative activities recommended for your ward to make learning an enjoyable experience.

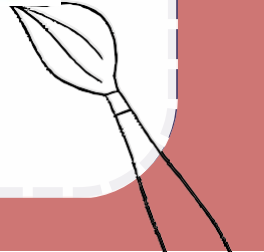



“Good manners will open doors that best education cannot.”

**FOLLOW GOOD MANNERS AND
ACTIVITIES EACH DAY AND COLOUR THE
BOX WHEN COMPLETED**

S	M	T	W	T	F	S
						1 Prepare your bed
2 No screen when eating	3	4 Morning exercises	5	6 Complete worksheets	7	8
9 Prepare & eat salad	10 Sleep early	11 Get up early	12	13 Greet everyone	14 Help in household chores	15 Play a game with your family
16 Complete worksheets	17 Play in the garden/park	18	19 Have a family movie night	20 Play a singing game with family	21 Say thank you to your house help	22
23 Have a picnic	24 Read sentences	25 Revise school prayer	26	27 Learn how to pack your bag	28	29
30						



ENGLISH



❖ Choose the correct rhyming word:|



cat

bag

rat

lad



rag

man

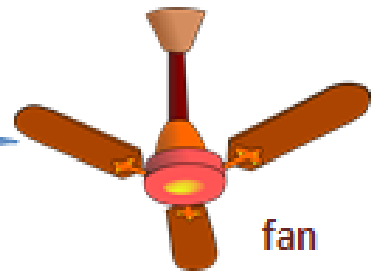
wag

hat

fat

ran

cat



fan

hall

rat

cap




ball

ram

nap

pan

dam



Colour the sight words

Pink = do

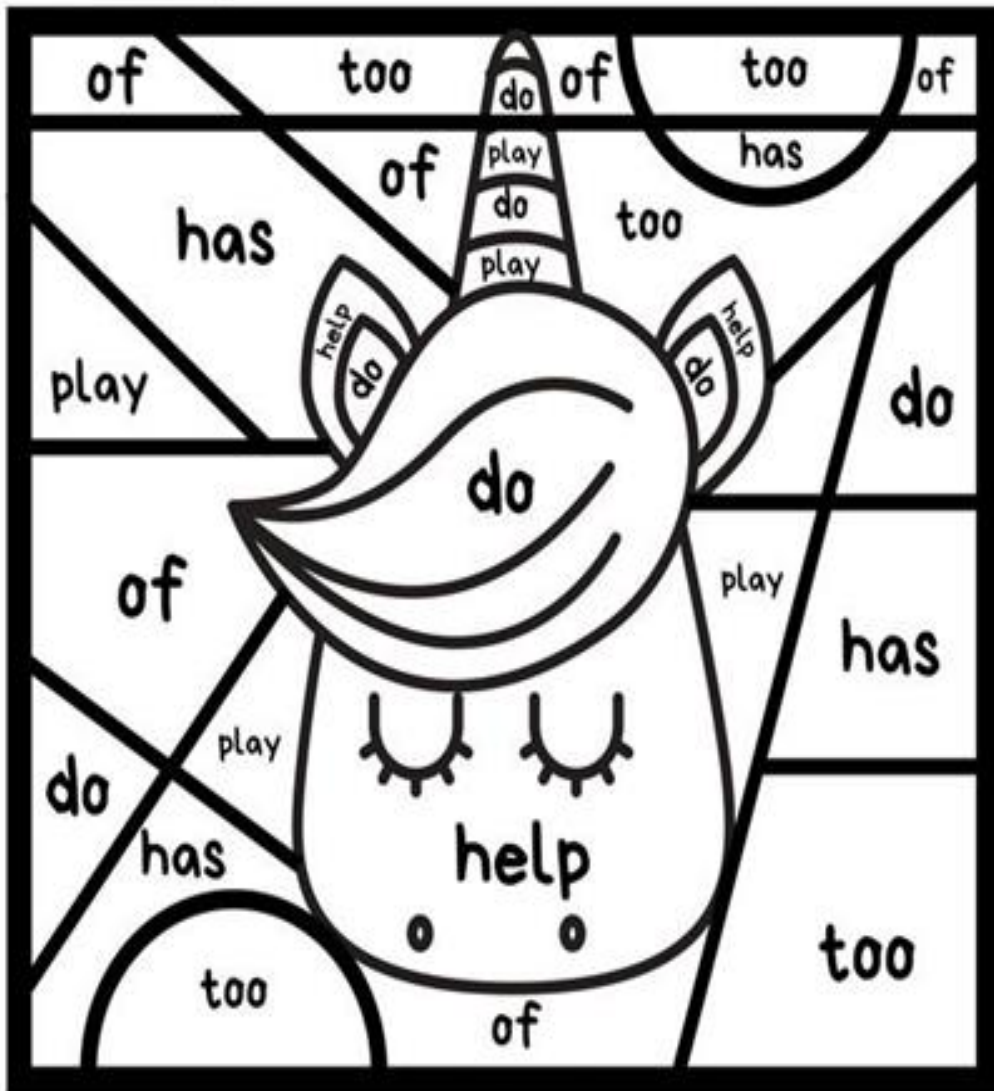
Blue = has

Red = too

Purple = play

Yellow = of

White = help



PICTURE BLENDING



a / f / n _____




d / a / s _____



h / t / a _____



a / n / v _____



l / a / l / w _____

Write the beginning sound of each word:-



___ a m



___ a y



___ a p



___ a t



___ a g



___ a n



___ a b



___ a n



___ a l l

Read the story and answer the questions

Read three times. Each time you read color one leaf.

I see the cat. The cat is fat. The fat cat
sat on the mat. The mat is flat. I see
the rat. The rat sat on the cat.

Read one more time. Find and
highlight /at/ family words.

Paste pictures of the characters in this story


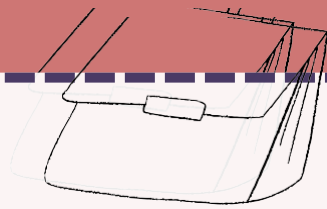

--	--	--

Who is fat?

- cat
- rat
- mat

Cat sat on the ...?

- mat
- rat



Write the ending sound of each word:-



f a _____



r a _____



r a _____



t a _____



t a _____



h a _____




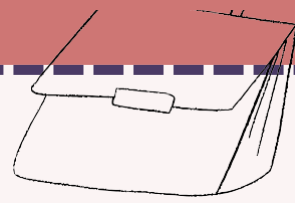
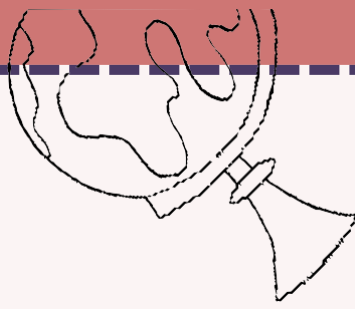

h a _____



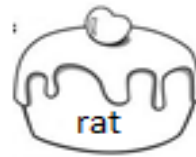
l a _____



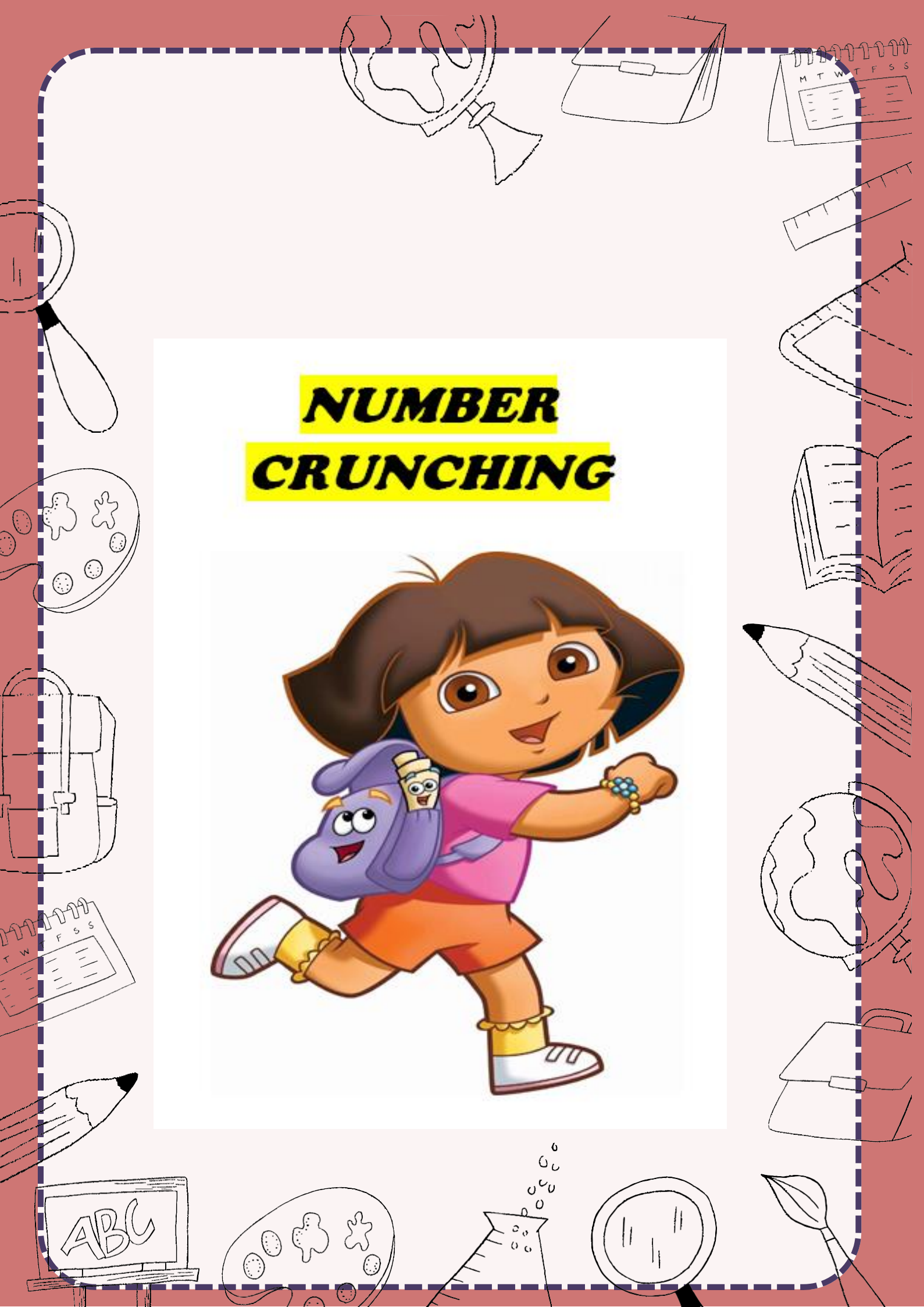
b a _____



Colour the words that match the word family




NUMBER CRUNCHING



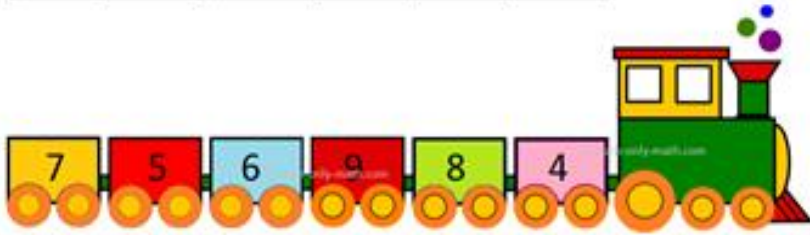
Arrange in ascending order

© math-worksheets.com



A colorful train with a green engine and six numbered cars: 2 (yellow), 3 (red), 8 (blue), 5 (red), 1 (green), and 7 (pink). Below the train is a row of six empty boxes for the numbers.

--	--	--	--	--	--

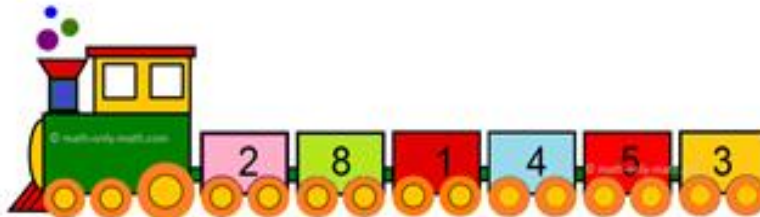


A colorful train with a green engine and six numbered cars: 7 (yellow), 5 (red), 6 (blue), 9 (red), 8 (green), and 4 (pink). Below the train is a row of six empty boxes for the numbers.

--	--	--	--	--	--


© math-worksheets.com

Arrange in descending order



A colorful train with a green engine and six numbered cars: 2 (pink), 8 (green), 1 (red), 4 (blue), 5 (red), and 3 (yellow). Below the train is a row of six empty boxes for the numbers.

--	--	--	--	--	--



A colorful train with a green engine and six numbered cars: 5 (pink), 9 (green), 7 (red), 2 (blue), 8 (red), and 4 (yellow). Below the train is a row of six empty boxes for the numbers.

--	--	--	--	--	--

© math-worksheets.com

Read the sentences:

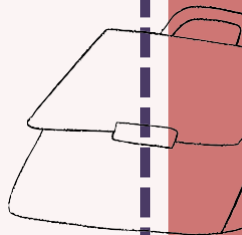
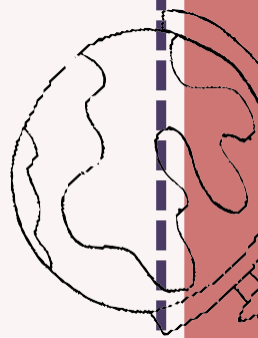
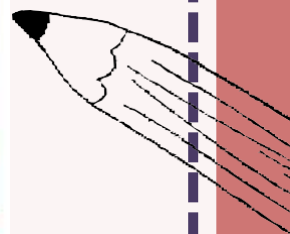
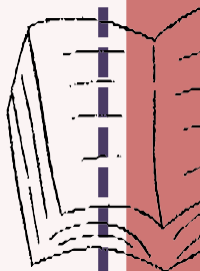
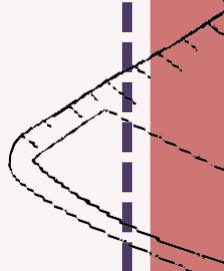
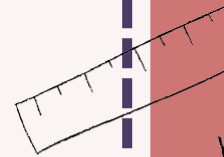




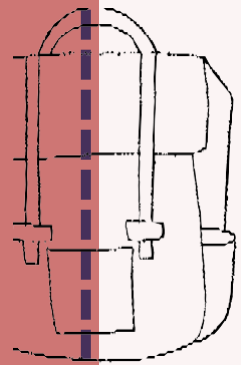
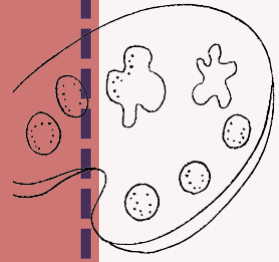
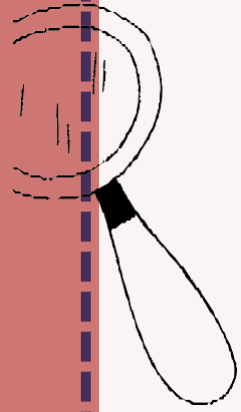
•	I see a cat .
•	I have a mat .
••	Here is my hat
••	The rat is on the mat .
•••	The fat cat has a big hat .
•••	I can pat the cat .



PICTURE DESCRIPTION



Describe the picture in your own words.



A decorative border surrounds the central text, featuring various line-art icons. On the left side, from top to bottom, there is a quill pen, a magnifying glass, a paint palette with various shapes, a backpack, a pencil, and a computer monitor displaying 'ABC'. On the right side, from top to bottom, there is a calendar, a ruler, a pencil, a globe, a pencil, and a quill pen. At the bottom, there is a paint palette, a pencil, a globe, and a quill pen. The central text is framed by a dashed blue line.

VACATIONS ARE TO MAKE
MEMORIES

HAPPY HOLIDAYS