



SACRED HEART CONVENT INTERNATIONAL
SCHOOL SARABHA NAGAR, LUDHIANA

SUMMER TIME



$$X = \frac{-b \pm \sqrt{b^2 - 4ac}}{2a}$$



Grade: IV



Homework

Name: _____

Section: _____





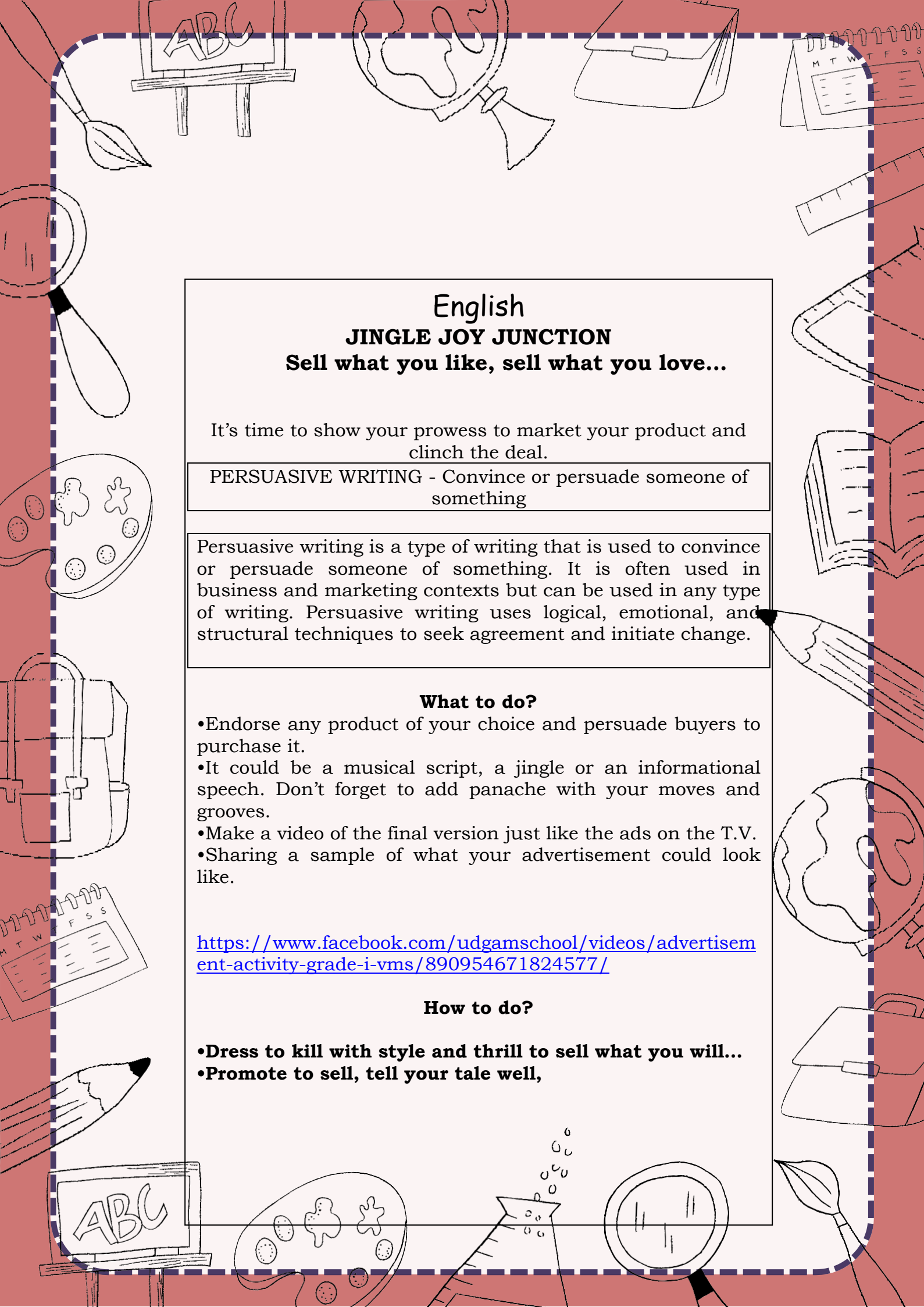
Dear Students and Parents,

As we break for a short summer interlude, we wish you an invigorating and delightful vacation !

Embrace this opportunity to relax, explore, and create enduring memories.

However, remember as we are turning into summer hiatus, to engage our students creatively and intellectually, let's venture into

Blissful Summer Journal 2024,
as we come with a multitude of evocative activities recommended for your ward to make learning an enjoyable experience.



English

JINGLE JOY JUNCTION

Sell what you like, sell what you love...

It's time to show your prowess to market your product and clinch the deal.

PERSUASIVE WRITING - Convince or persuade someone of something

Persuasive writing is a type of writing that is used to convince or persuade someone of something. It is often used in business and marketing contexts but can be used in any type of writing. Persuasive writing uses logical, emotional, and structural techniques to seek agreement and initiate change.

What to do?

- Endorse any product of your choice and persuade buyers to purchase it.
- It could be a musical script, a jingle or an informational speech. Don't forget to add panache with your moves and grooves.
- Make a video of the final version just like the ads on the T.V.
- Sharing a sample of what your advertisement could look like.

<https://www.facebook.com/udgamschool/videos/advertisement-activity-grade-i-vms/890954671824577/>

How to do?

- Dress to kill with style and thrill to sell what you will...**
- Promote to sell, tell your tale well,**

**With words that weave a captivating spell
Highlight the perks, make them crave it more and more...**

- **Brownie points will be awarded for your content and creativity.**
- **The advert will be assessed and judged by the judging panel.**
- **Send the ADVERT (JPG format) at the given email addresses to your judges latest by 8 July,2024.**

IV – A

Ms. Guneet Kaur Gill

Email id-

guneet.kaur@sacredheartconventinternationalschool.com

IV – B

Ms. Sheena Thapar

Email id

sheenathapar@sacredheartconventinternationalschool.com

***Grab the opportunity to be the Director, Producer
and Actor of your own advertisement. May be you'll
turn out to be the next
BRAND AMBASSADOR!!!***



MATHEMATICS



Where Do You Want To Go?



Think about where you would like to take a trip. Do some research on places that may be fun to visit. When you have chosen your destination, complete the following questions.

Name of the Location

Distance from where you live

What are some things that you need to research before you leave for a trip?

- _____
- _____
- _____
- _____

MY BUDGET PLAN

You can't plan a trip without a budget! It is time to find out how much will your trip cost you.

TRANSPORTATION COST
How will you get to your destination?
I will travel by _____

Choose one way to get to your destination. Then, move on to the next part to determine your transportation costs.



Look online for the cost of train ticket from where you live to your destination.

Cost of ticket to your destination

Cost of ticket back home

The train will cost _____ to ride

Distance from your place to destination by road
 _____ (km)

Cost of petrol/diesel for driving to destination _____

Cost of petrol/diesel for driving back home _____

Driving will cost

Look online for the cost of air ticket from where you live to your destination.

Cost of ticket to your destination

Cost of ticket back home

Flying cost will be

LODGING

Now research on places to stay at your destination. Choose one place. It can be a hotel, a resort or a villa.

place	cost per night	number of nights

My Lodgings will cost _____



ATTRACTIONS

When you chose your destination, you researched some attractions there. Choose the attractions that you would visit and their cost. You may also want to set aside some money for souvenirs or gifts.

attraction	ticket cost	souvenirs or gifts

Attractions will cost _____

FOOD COSTS

day	meal 1 cost	meal 2 cost	meal 3 cost	snacks cost
total cost:				

My food will cost _____



Now record all your costs to see your final budget for the trip!

Transportation Costs	
Attraction Costs	
Lodging Costs	
Food Costs	
Total Costs	



MY TRIP TO _____ WILL COST _____

Submitted To: _____

Submitted By: _____

Date: 10 July, 2024

SCIENCE

STRUM TO YOUR OWN BEAT

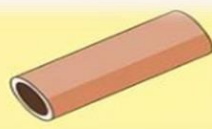
TISSUE BOX GUITAR

Key Concept: Sound, Vibrations, Volume

Material Required:



empty tissue box



long cardboard tissue roll



tape



scissors



watercolour



4 pom poms



2 popsicle sticks



stickers/decorations



4 rubber bands

STEP 1

Paint the tissue box, popsicle sticks and the cardboard tissue roll with the colours of your choice.

Set aside to dry



STEP 2

Ask an adult to help you cut a hole at one end of the tissue box. Make sure the hole is big enough to insert the tissue roll



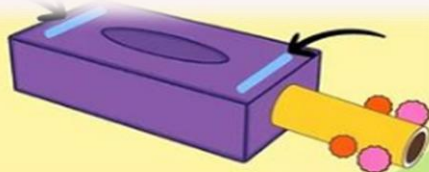
STEP 3

Insert the tissue roll into the hole and secure it in place by taping it from the inside



STEP 4

Stick the popsicle sticks and the pom poms as shown



STEP 5

Decorate your guitar using stickers or drawings. Be creative!



STEP 6

Wrap 4 rubber bands across the front of the tissue box.



YOUR GUITAR IS READY!

Don't forget to decorate your guitar. Label it with your name, class and section. Bring your guitar to school along with the observation sheet (given below) on 10th July 2024.



MY OBSERVATION SHEET

How is sound made in a tissue box guitar?

What will happen to the rubber bands?

Do all your rubber band strings sound the same?

Why or why not?

What do you think would happen to the sound if you used a different box or a tin box?

Which is the independent variable?

Submitted To _____

Submitted by _____


Date: _____

SST

Explore Rajasthan's Rich Handicraft Traditions

Let's embark on an exciting journey into the vibrant world of Rajasthan's handicrafts! Rajasthan, known as the land of kings. Let's delve into some of the traditional handicrafts that the people of Rajasthan are renowned for:

Jaipur's Block Printing: Explore the art of block printing, then printing your unique patterns onto fabric or paper.



Jodhpur's Blue Pottery: Discover the beauty of Jodhpur's blue pottery, characterized by its stunning blue and turquoise hues. Experiment with clay to create your own blue pottery-inspired designs, such as decorative tiles or small bowls.

Udaipur's Miniature Painting: Udaipur, the City of Lakes, is renowned for its exquisite miniature paintings. Dive into the world of miniature art by creating your own miniature paintings using fine brushes, vibrant colors, and intricate detailing.

Rajasthani Embroidery: Rajasthan is home to various styles of embroidery, including the famous Rajasthani mirror work. Learn basic techniques to embellish fabric with mirrors, beads, and colorful threads.



Rajasthani Jewellery: Rajasthan's jewellery reflects the state's rich cultural heritage and royal legacy. Design and create your own Rajasthani-inspired jewellery pieces using materials like beads, stones, and metal findings.



Feel free to **choose any of these handicrafts** to explore, or come up with your own creative project inspired by Rajasthan's rich cultural heritage on 10 JULY, 2024.

Happy crafting, and enjoy your holiday exploring the artistry of Rajasthan!

HINDI & PUNJABI

Learn any one poem in both Hindi and Punjabi language according to the given topics for the upcoming speaking assessment and poem recitation competition.

Time duration of the poem is 1 minute.

Criteria for assessing

- * Use of props
- * Level of content
- * Intonation and expression, pronunciation, fluency and confidence.

Topics:

- * बेटी बचाओ / ਪਾਣੀ ਬਚਾਓ ਜੀਵਨ ਬਚਾਓ
- * भारतीय संस्कृति / ਪੰਜਾਬੀ ਵਿਰਸਾ
- * हमारे वीर जवान / ਸਾਡੇ ਵੀਰ ਜਵਾਨ
- * हास्य रस कविता / ਹਾਸ ਰਸੀ ਕਵਿਤਾ

Read the following chapters from your book.

पाठ - 4 अभिमानी गुलाब

पाठ - 7 शेखचिल्ली का सपना

ਪਾਠ -7 ਦਰਿਆ ਨੇ ਕਿਹਾ

ਪਾਠ -8 ਦੇਖੇ ਠਹਿਰੇ ਤੇ ਜਾਓ

ਪਾਠ -9 ਸਾਈਕਲ ਦੇ ਝੂਟੇ

