



SACRED HEART CONVENT INTERNATIONAL SCHOOL,
SARABHA NAGAR, LUDHIANA

HEY KIDS!! HAVE A HAPPY HAPPENING BREAK



NEVER STOP
LEARNING; FOR
WHEN WE STOP
LEARNING, WE
STOP GROWING.

- Loyal 'Jack' Lewman



GRADE - 5

Science Holiday Homework

Project:

Electrical Insulators

- ◆ Speak to an electrician in your area. Find out how he or she uses electrical insulators in their work.
- ◆ a) Identify places in your home and local area where electrical insulators are used.
- ☞ Take photographs or make drawings of the insulators.
 - b) Identify the substance or material that each insulator is made of.
- ◆ Do some research to find out about other examples of how we use electrical insulators.
- ◆ Prepare a short presentation on your findings. Include photograph or drawings. In your presentation also explain why we need to use electrical insulators.

ICT

Prepare your Science Electrical Insulator Report in Microsoft Word using following Instructions.

1. Font group :

Font size : 12

Font style Bookman old style.

Bold and underline all headings and sub - headings.

2. Page Style:

- Insert Header and footer along with the page number.
- Insert image and apply border to all the images using formatting tab.
- Add page color and page border of your choice.
- Add shapes and shadow effects.
- Customise Margins

Top ; 0.5"

Bottom ; 0.3"

Left ;0.9"

Right ; 0.5 "

French

***Les Monuments ***

France is know for its architecture , culture and mounuments.

Research and write about 2 french monuments in english ,also explain why they are popular in the world.

Demonstrate your monuments with the help of pictures on an A4 sheet you can also draw instead of pasting pictures to illustrate.

Merci


Maths

Project:- Make a working model on any of the topics studied in grade-4.

Kindly note:-

- 👉 The model should only be made by the child and not by any professional.
- 👉 The child should be able to explain his/her model in 5-6 lines.
- 👉 No thermocol to be used.
- 👉 Date of submission:- 13.07.23

SOCIAL STUDIES

👉 Choose one continent and ocean  each (Refer Chapter 4)


👉 Paste a Physical World Map  on a word document. Highlight or colour your selected continent and ocean.

👉 In a tabular form bring out any 4 features about the selected Continent and
4 amazing facts about the Ocean.

Write a paragraph to highlight OCEANIC POLLUTION.

 You may refer the book  or explore and search 


 Assessment Parameters

Map work  -1 mark
Informative skills - 4 marks
Presentation and layout-5 marks

 Kindly submit your entries latest by 09.07.2023 at the following E-MAIL ID-

sheenathapar@sacredheartconventinternationalschool.com

pavandeepbhatia@sacredheartconventinternationalschool.com

 WhatsApp submissions will be considered as null and void.

I Hindi Class 5

' विश्व -भ्रमण ' विषय पर विचार प्रकट करें ।

Roll no -(1-10) एशिया महाद्वीप

(11-20) यूरोप महाद्वीप

(21-30) उत्तरी अमेरिका

दिए गए महाद्वीपों के अनुसार सारी जानकारी एकत्रित कर उसे अपने विचारों में प्रकट करें।

समय सीमा - 1 से 1:30 मिनट।

विषय के अनुसार वेशभूषा और सहायक सामग्री।

This activity will be assessed as Hindi speaking assessment.

Do reading from Hindi literature book.

ENGLISH

‘Creativity is Connecting things...’


1.It’s time to create and curate a **Non-Chronological Text Pack**. So, plan, write and publish your reports in your LEARNING JOURNAL.

Choose any **two** mind boggling topics and draft your reports. Supplement your reports with colourful and attractive **pictorial illustrations** and **diagrams**. Some suggested topics for reference are-

Features of non-chronological reports

Reports are texts that give you information about a specific topic.

Reports are informative so they need to be:




- clear
- accurate
- easy to follow

Language


Non-chronological reports use formal language and have a serious tone. They use the third person. They are not written in time order. They often include technical terms relevant to the topic.

Layout



- A **heading** tells you what the report is about.
- **Subheadings** tell you what each subsection is about — this makes it easy to find information.
- **Bullet points** break lists of facts up so they are easier to read.
- **Diagrams** and **graphs** give extra information.
- A **glossary** explains what technical terms mean.

Structure



- The first paragraph is an **introduction** — it gives background information.
- The report is split into **subsections**. Each one is about a different part of the topic.
- The report ends with a **conclusion**. This summarises the main points in the report.

World of Creepy Crawlies

World of Inventions and Discoveries

World of Ancient Civilizations

World of Sports

International festivals/celebrations

[Refer to the image given below, before you start drafting your report.]

2. ABSTRACT ANALYSIS in MY LEARNING JOURNAL

STEP 1- Collect Abstract English alphabet. [A-Z]

Nouns beginning from the letters of the

Character One

Character Two



Name: _____

Name: _____

Age: _____

Age: _____

Other information: _____

Other information: _____

Words to describe character one:

- calm
- confident
- knowledgeable
- leader

Words to describe character two:

- anxious
- unsure
- easily distracted
- shy

STEP 2- Frame sentences with each Abstract Noun. Your Abstract race begins from the letter A and ends at station Z. So, GET GOING!!

3. SCRIPTED CONVERSATIONS: DIALOGUE DABBLE

Write a conversation between two characters. There are some words to describe in these profiles below. Give them both a name and include some of your own details about them. Then, write a conversation between them. Remember to punctuate the dialogues.