



SACRED HEART CONVENT INTERNATIONAL SCHOOL,
SARABHA NAGAR, LUDHIANA

HEY KIDS!! HAVE A HAPPY HAPPENING BREAK

NEVER STOP
LEARNING; FOR
WHEN WE STOP
LEARNING, WE
STOP GROWING.

- Loyal 'Jack' Lewman



GRADE - 4

ENGLISH

TRAVEL BROCHURE- **TRAVELCATIONS**

Create a brochure that will inform, educate and persuade people to jet-set to your 'DREAM DESTINATION.' Make it beautiful and inviting for travel buffs to visit and explore the exotic locales of your Dream Destination.

Follow these tips to make an enticing travel brochure [bi-fold/tri-fold] that will have your audience fantasize about your destination-

- An easy-to-read layout.
- A simple yet eye-catching graphic design.
- Informative headlines.
- Scannable subheadings.
- To-the-point brochure text.

2.Message in a Bottle

You are on the beach and a message in a bottle has washed up on the shore... but it is nonsensical! Your job this summer is to decipher the message. Break the code using the information below. Find the letter from the code word on the top row and swap it for the letter below it. What hidden words are being spelled?

a	B	c	d	e	f	g	h	i	j	k	l	m	n	o	p	q	r	s	t	u	v	w	x	y
w	k	i	g	p	s	o	j	y	c	r	z	h	n	x	u	q	m	v	d	b	f	e	l	a

bngaxwtdw

woewkcwnjw

tcvvcjpxz

egffwffcgn

fweykyzw

fpkekcfw

kwcdn

wcdmzm

Write a paragraph that contains all of the secret words in your Learning Journal.

3. The Creative Chronicles: Unleashing Imagination through Story Prompts

Choose any two topics from the following, and show your creativity:

1. Write a story which starts with someone eating a pickle and potato sandwich.

2. Begin a story with the phrase, "It only took five seconds to..."
3. Superheroes save the world...but they also leave a lot of destruction in their wake. Write about a normal person in a superhero's world.
4. A character discovers their sibling owns a cursed object. Write about what happens next....
5. Write a horror story about an ordinary situation (e.g., buying groceries, going to the bank, listening to music).

MATHS

I'M HERE TO AVERAGE, I'M HERE TO BE AWESOME!

This summer vacation, visit a nearby fruit shop for any random 7 days. Pick your favourite seasonal fruit and enquire the selling price of the same fruit at every visit.



Record the data for 7 days creatively on an A4 size sheet. Now find the following values using your complied data-

1. Median
2. Mode


Don't forget to make your work creative!


(Refer to unit-4 in learner's book)

SCIENCE:

Seeing Sound-The Jumping Rice

Carry out this experiment to see how sounds are produced by vibrations.

Learning Objective	To explain how sound is produced by vibrations.
Materials Needed	Glass/Cup Cling film Elastic band Dry rice Musical instrument 
Steps	<ol style="list-style-type: none">1. Wrap a cling film over the top of a glass2. Secure the cling film with elastic bands-make sure it fits tightly.3. Put some rice grains on the cling film4. Play the instrument loudly close to the glass
Scientific Principles	You will see the grains of rice vibrating on the cling film. Sound is created by vibrations. These vibrations travel through the air as a sound wave.



Note- The above experiment has to be recorded in a video and to be shared at the following email id's-
(Mention child's name and class in the subject- example: ABC IVA -Science Holidays Homework)

Class IV A- jasleen.kaur@sacredheartconventinternationalschool.com

THE SPOON GONG

Material Needed:

- A ruler (wooden or plastic)
- Spoon
- About 3 meters of string (this will depend on how tall you are)



Method:



1. Create a loop in the middle of the string and insert the handle of the spoon.


2. Pull tightly so that the spoon hangs in the center of the string and you have two long pieces of approximately equal length.

3. Take each string and wrap them around your index finger on each hand.

4. Then push the string against each ear (not into the ear but just outside)

5. Let the spoon hang just below your waist.

6. Have someone GENTLY tap the ruler against the round part of the spoon.



When the ruler hits the spoon, it creates vibrations which make sound waves. These sound waves travel up the string and to the ear.

The string acts as a **conductor** - an object that allows sound waves to travel through it. The string allows the sound waves to continue to travel, the sound of the spoon will **resonate** or **reverberate** - meaning they will continue for a while after you have hit the spoon.

Only the person with the string hears the sound of the gong. Everyone else will just hear a faint "tink" when the ruler hits the spoon.

Note- The spoon gong has to be bought to school for class demonstration.
(Not to be recorded)

SOCIAL STUDIES

OUR HERITAGE

India has a rich heritage of buildings, natural wonders and culture. Most of these have been included in the UNESCO's World Heritage states list.

Choose any two among the following World Heritage sites:

- Taj Mahal, Agra.
- Sundarbans National Park.
- Valley of Flowers National Park.
- Bhimbetka Cave paintings.
- Buddhist Monuments, Sanchi.

Collect pictures and information about these sites to make your own study guide. Take an A3 size sheet and display your findings in a creative manner.

It should comprise the following points:

1. Location
2. Features
3. Steps taken by the concerned authority to preserve it.

Homework will be assessed on the basis of research, presentation, originality and reflection.

HINDI

' भारत के प्रभावशाली व्यक्तित्व ' विषय पर विचार प्रकट करें ।

दिए गए विषय के अनुसार भारत के किसी भी एक प्रेरणा दायक व्यक्तित्व जैसे : राजनेता, खिलाड़ी, डॉक्टर, समाजसेवी आदि के बारे में अपने विचार प्रकट करें।

समय सीमा - 1 से 1:30 मिनट।

विषय के अनुसार वेशभूषा और सहायक सामग्री।

This activity will be assessed as Hindi speaking activity.

PUNJABI

'ਭਾਰਤ ਦੀਆਂ ਪ੍ਰਭਾਵਸ਼ਾਲੀ ਸਖਸ਼ੀਅਤਾਂ'
ਵਿਸ਼ੇ ਤੇ ਵਿਚਾਰ ਪ੍ਰਗਟ ਕਰੋ।

ਦਿੱਤੇ ਗਏ ਵਿਸ਼ੇ ਦੇ ਅਨੁਸਾਰ ਭਾਰਤ ਦੀ ਕਿਸੇ ਵੀ ਇੱਕ ਪ੍ਰੇਰਣਾਦਾਇਕ ਸਖਸ਼ੀਅਤ ਰਾਜਨੇਤਾ, ਖਿਡਾਰੀ, ਡਾਕਟਰ, ਸਮਾਜ ਸੇਵੀ, ਵਿਗਿਆਨਕ ਆਦਿ ਦੇ ਬਾਰੇ ਵਿੱਚ ਆਪਣੇ ਵਿਚਾਰ ਪ੍ਰਗਟ ਕਰੋ।

ਸਮਾਂ-ਸੀਮਾਂ- 1-1:30 ਮਿੰਟ
ਵਿਸ਼ੇ ਅਨੁਸਾਰ ਪਹਿਰਾਵਾ ਅਤੇ ਸਮੱਗਰੀ।

This activity will be assessed as Punjabi Speaking Assessment.